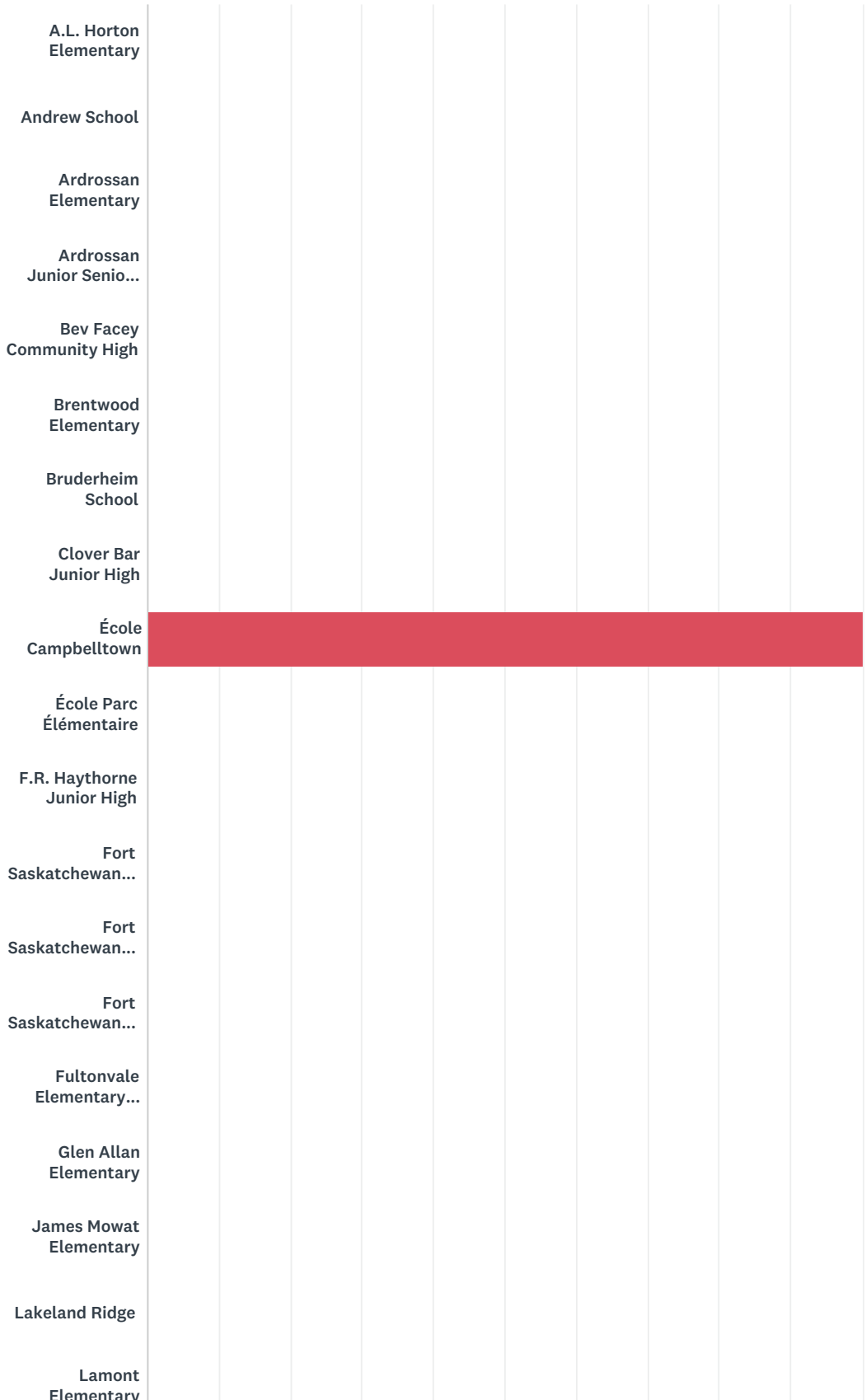



Q1 Please indicate the school your child attends.

Answered: 155 Skipped: 0



EIPS Parent Survey 2017-18



ANSWER CHOICES	RESPONSES
A.L. Horton Elementary	0.00% 0

EIPS Parent Survey 2017-18

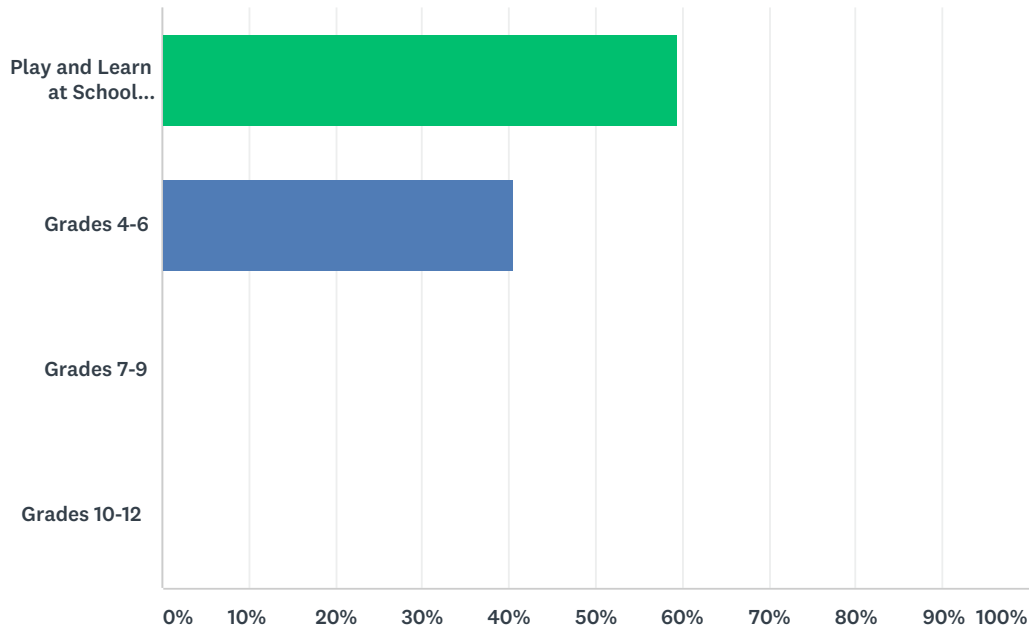
Andrew School	0.00%	0
Ardrossan Elementary	0.00%	0
Ardrossan Junior Senior High	0.00%	0
Bev Facey Community High	0.00%	0
Brentwood Elementary	0.00%	0
Bruderheim School	0.00%	0
Clover Bar Junior High	0.00%	0
École Campbelltown	100.00%	155
École Parc Élémentaire	0.00%	0
F.R. Haythorne Junior High	0.00%	0
Fort Saskatchewan Christian	0.00%	0
Fort Saskatchewan Elementary	0.00%	0
Fort Saskatchewan Senior High	0.00%	0
Fultonvale Elementary Junior High	0.00%	0
Glen Allan Elementary	0.00%	0
James Mowat Elementary	0.00%	0
Lakeland Ridge	0.00%	0
Lamont Elementary	0.00%	0
Lamont High	0.00%	0
Mills Haven Elementary	0.00%	0
Mundare School	0.00%	0
Next Step/Outreach	0.00%	0
Pine Street Elementary	0.00%	0
Rudolph Hennig Junior High	0.00%	0
Salisbury Composite High	0.00%	0
Sherwood Heights Junior High	0.00%	0
SouthPointe School	0.00%	0
Strathcona Christian Academy Elementary	0.00%	0
Strathcona Christian Academy Secondary	0.00%	0
Uncas Elementary	0.00%	0
Vegreville Composite High	0.00%	0
Wes Hosford Elementary	0.00%	0
Westboro Elementary	0.00%	0
Win Ferguson Elementary	0.00%	0

EIPS Parent Survey 2017-18

Woodbridge Farms Elementary	0.00%	0
Wye Elementary	0.00%	0
TOTAL		155

Q2 Please indicate your child's grade.

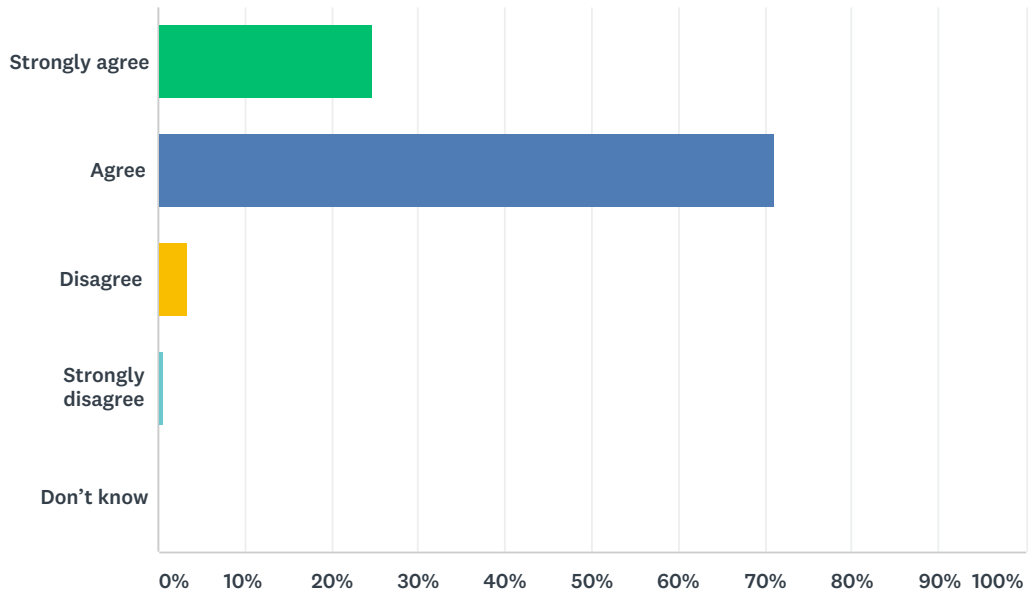
Answered: 155 Skipped: 0



ANSWER CHOICES	RESPONSES	
Play and Learn at School (PALS) Kindergarten Grades 1-3	59.35%	92
Grades 4-6	40.65%	63
Grades 7-9	0.00%	0
Grades 10-12	0.00%	0
TOTAL		155

Q3 My child's individual needs are met.

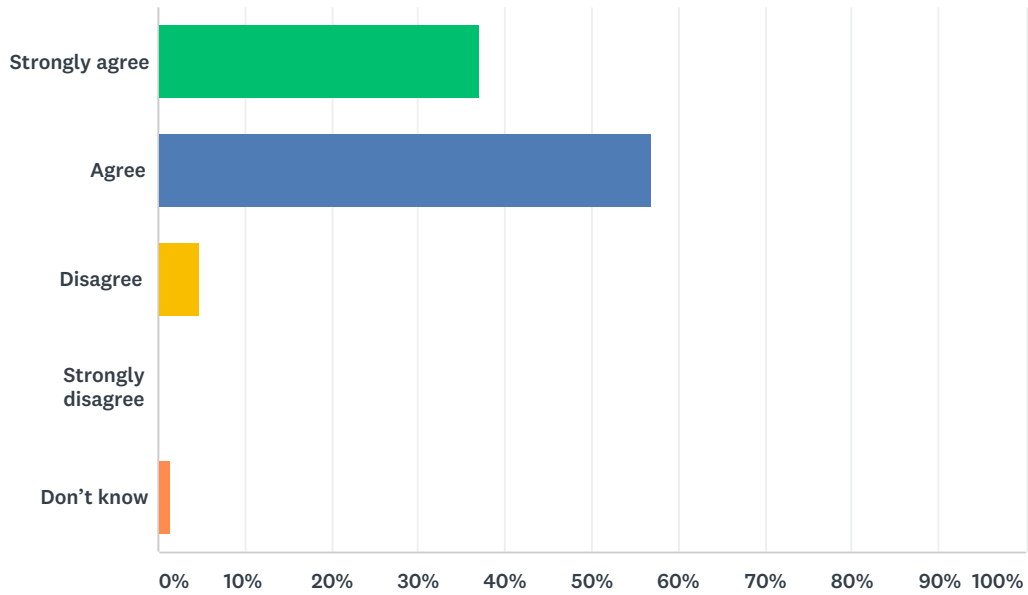
Answered: 146 Skipped: 9



ANSWER CHOICES	RESPONSES	
Strongly agree	24.66%	36
Agree	71.23%	104
Disagree	3.42%	5
Strongly disagree	0.68%	1
Don't know	0.00%	0
TOTAL		146

Q4 My child is encouraged at school to do his or her best.

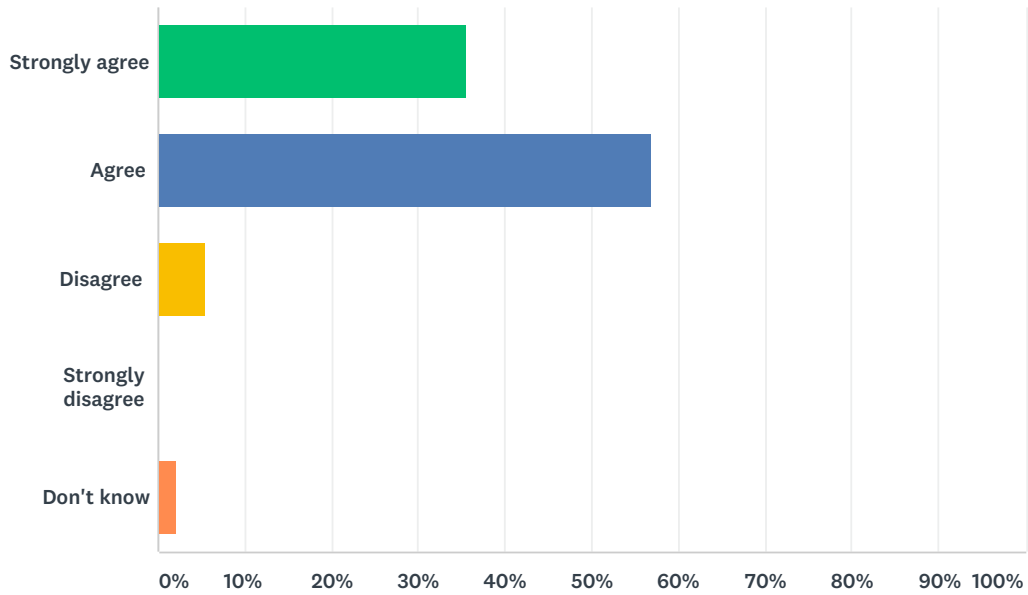
Answered: 146 Skipped: 9



ANSWER CHOICES	RESPONSES	
Strongly agree	36.99%	54
Agree	56.85%	83
Disagree	4.79%	7
Strongly disagree	0.00%	0
Don't know	1.37%	2
TOTAL		146

Q5 My child is demonstrating growth in literacy.

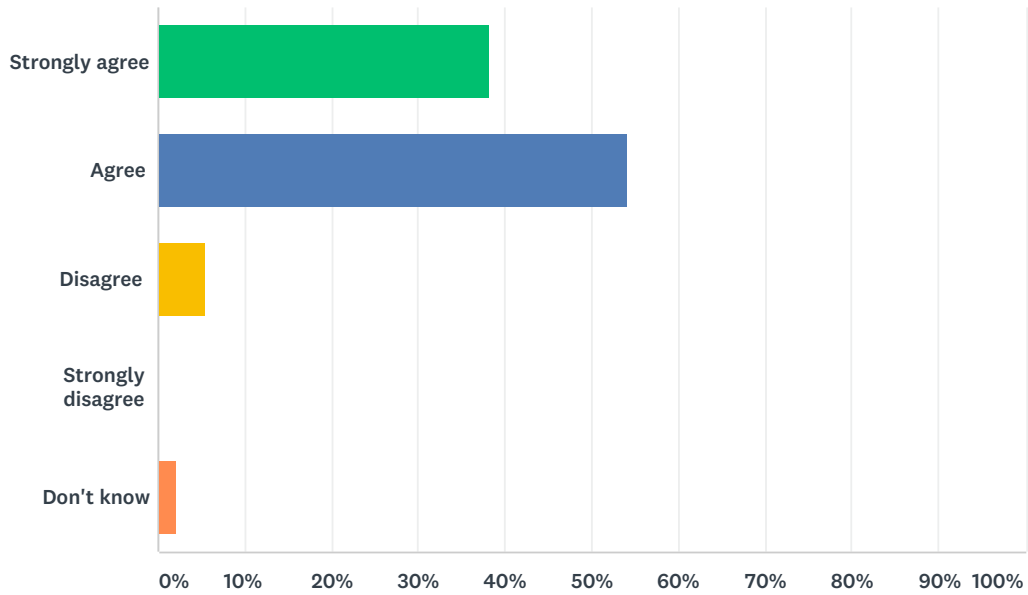
Answered: 146 Skipped: 9



ANSWER CHOICES	RESPONSES	
Strongly agree	35.62%	52
Agree	56.85%	83
Disagree	5.48%	8
Strongly disagree	0.00%	0
Don't know	2.05%	3
TOTAL		146

Q6 My child is demonstrating growth in numeracy.

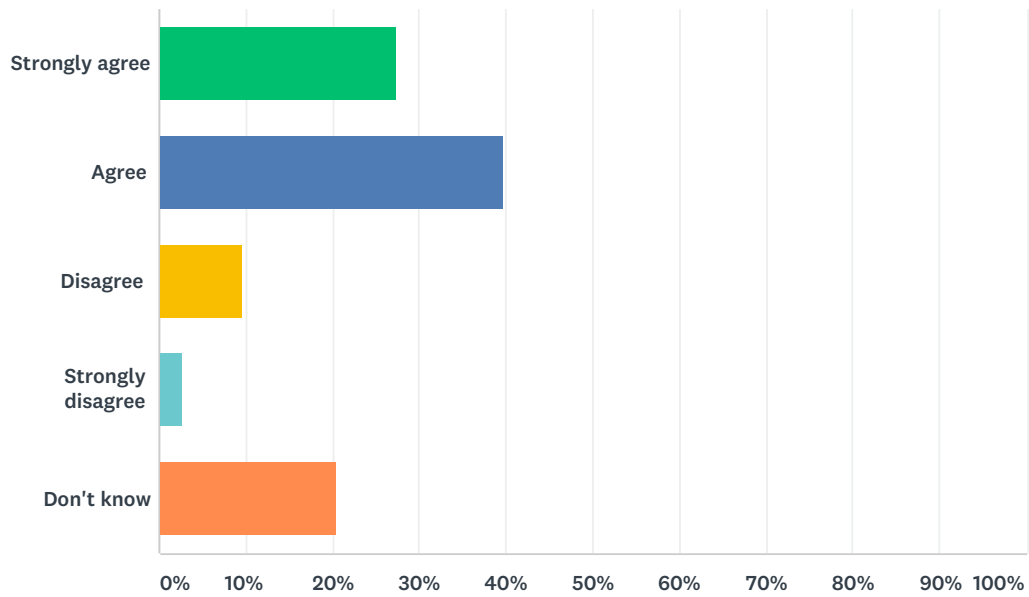
Answered: 146 Skipped: 9



ANSWER CHOICES	RESPONSES	
Strongly agree	38.36%	56
Agree	54.11%	79
Disagree	5.48%	8
Strongly disagree	0.00%	0
Don't know	2.05%	3
TOTAL		146

Q7 My child has an understanding of First Nations, Métis and Inuit culture and history.

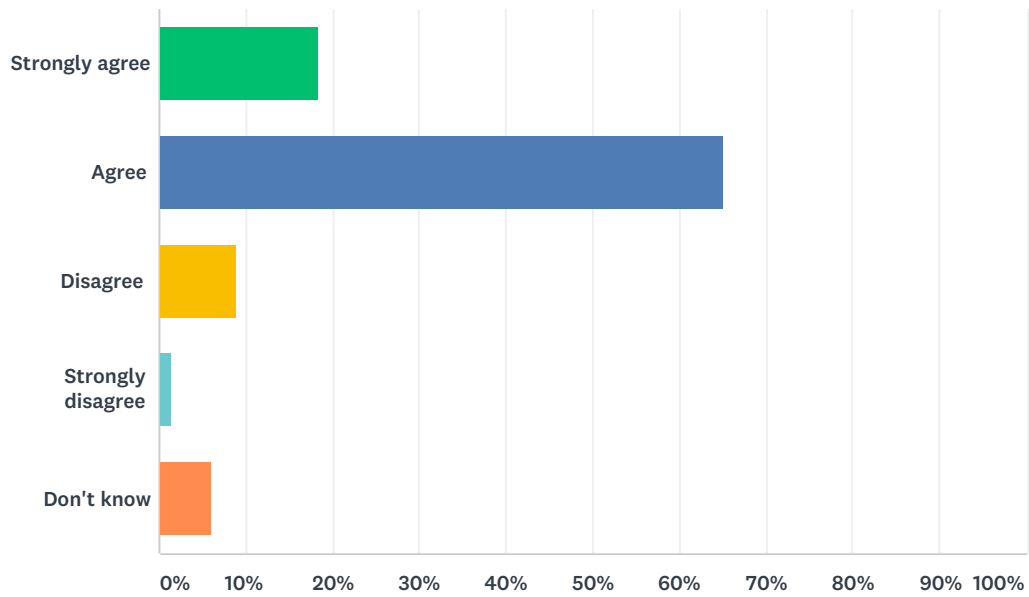
Answered: 146 Skipped: 9



ANSWER CHOICES	RESPONSES	
Strongly agree	27.40%	40
Agree	39.73%	58
Disagree	9.59%	14
Strongly disagree	2.74%	4
Don't know	20.55%	30
TOTAL		146

Q8 My child is being taught knowledge, skills and attitudes necessary to be successful in life.

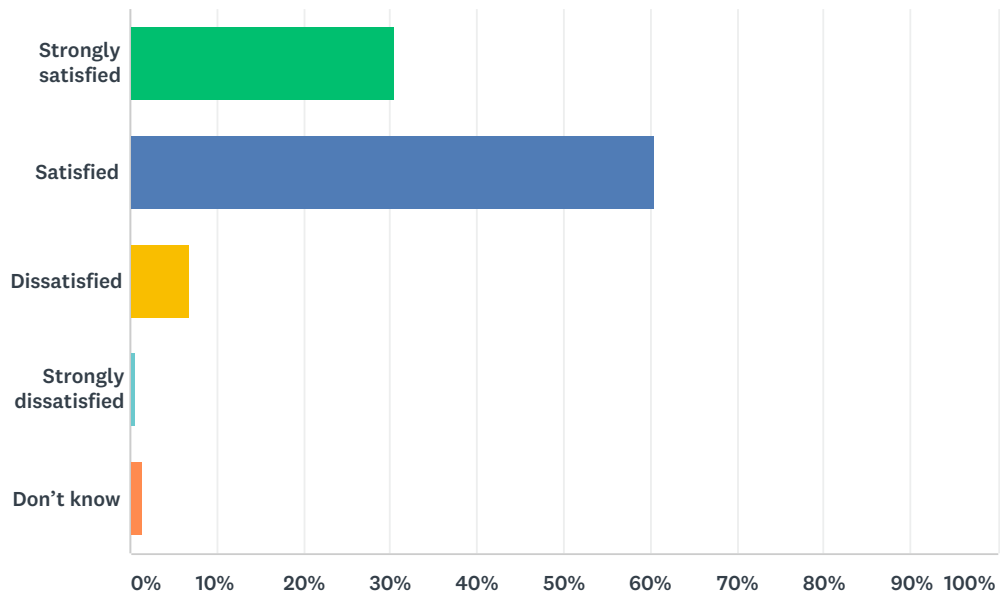
Answered: 146 Skipped: 9



ANSWER CHOICES	RESPONSES	
Strongly agree	18.49%	27
Agree	65.07%	95
Disagree	8.90%	13
Strongly disagree	1.37%	2
Don't know	6.16%	9
TOTAL		146

Q9 How satisfied are you with the quality of education your child is receiving at his or her school?

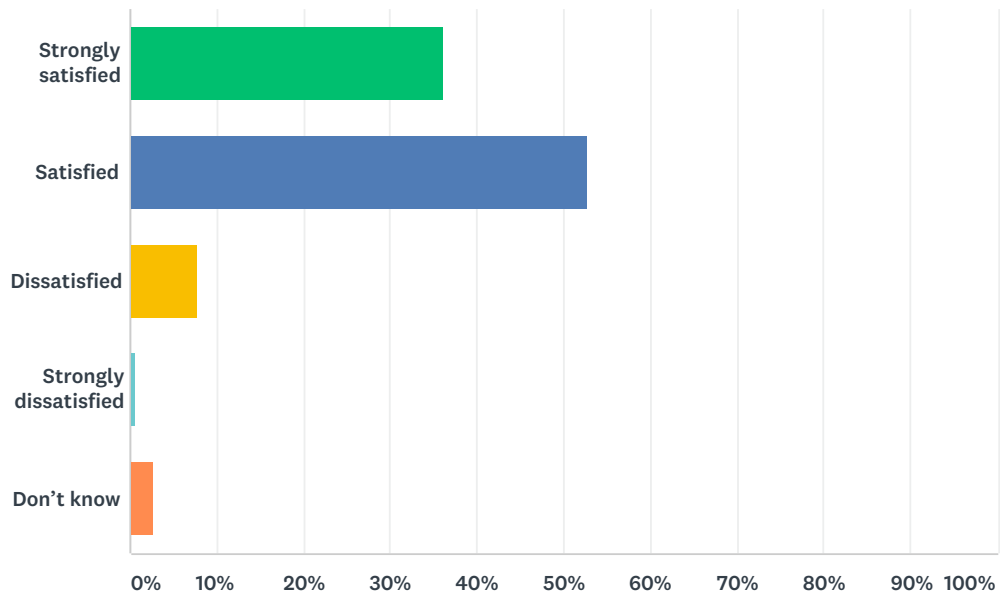
Answered: 144 Skipped: 11



ANSWER CHOICES	RESPONSES	
Strongly satisfied	30.56%	44
Satisfied	60.42%	87
Dissatisfied	6.94%	10
Strongly dissatisfied	0.69%	1
Don't know	1.39%	2
TOTAL		144

Q10 How satisfied are you with the quality of teaching at your child's school?

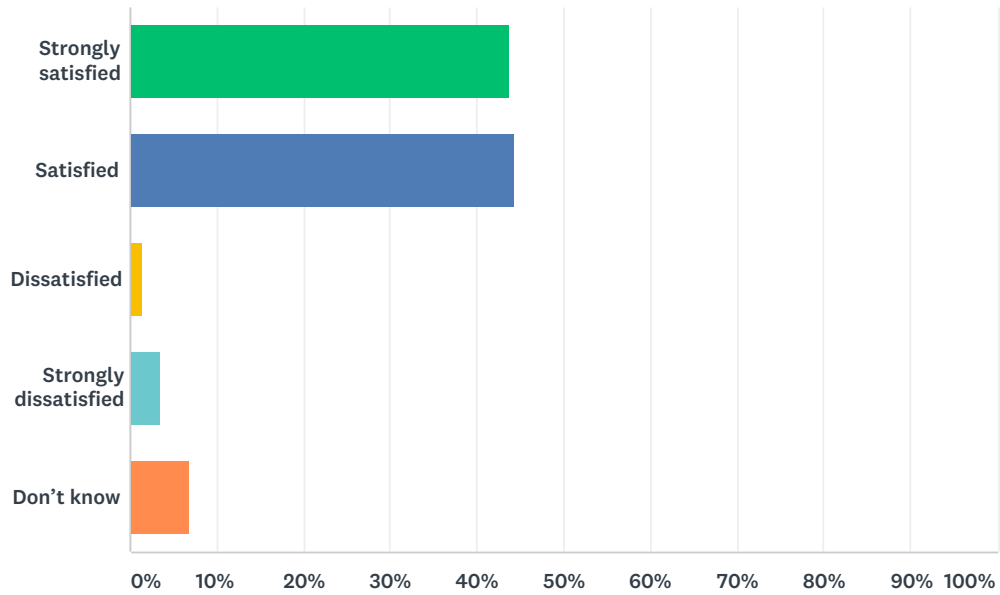
Answered: 144 Skipped: 11



ANSWER CHOICES	RESPONSES	
Strongly satisfied	36.11%	52
Satisfied	52.78%	76
Dissatisfied	7.64%	11
Strongly dissatisfied	0.69%	1
Don't know	2.78%	4
TOTAL		144

Q11 How satisfied are you with the leadership in your child's school?

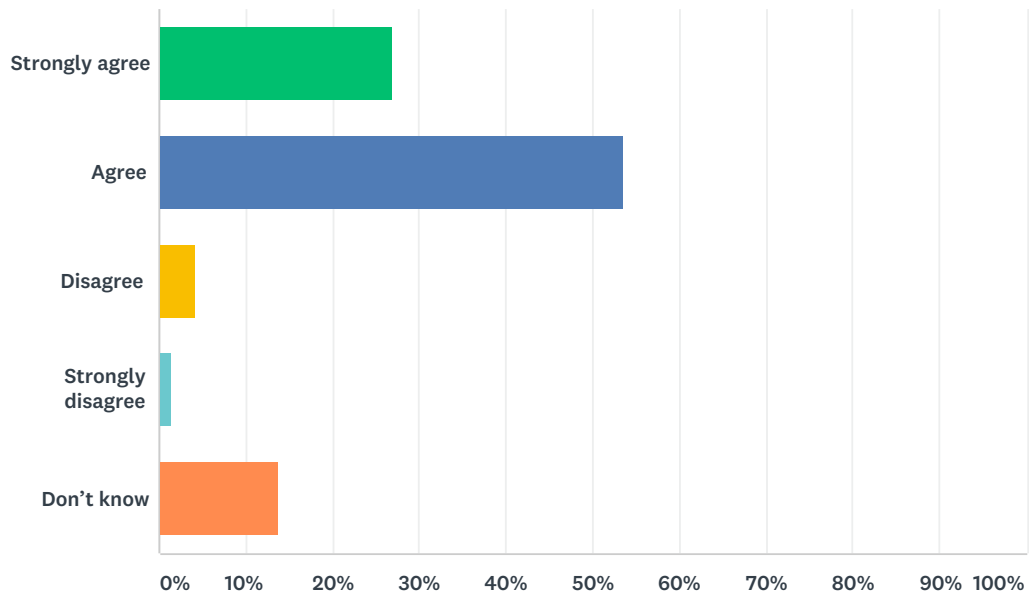
Answered: 144 Skipped: 11



ANSWER CHOICES	RESPONSES	
Strongly satisfied	43.75%	63
Satisfied	44.44%	64
Dissatisfied	1.39%	2
Strongly dissatisfied	3.47%	5
Don't know	6.94%	10
TOTAL		144

Q12 The rights and responsibilities of citizenship are reinforced in my child's school.

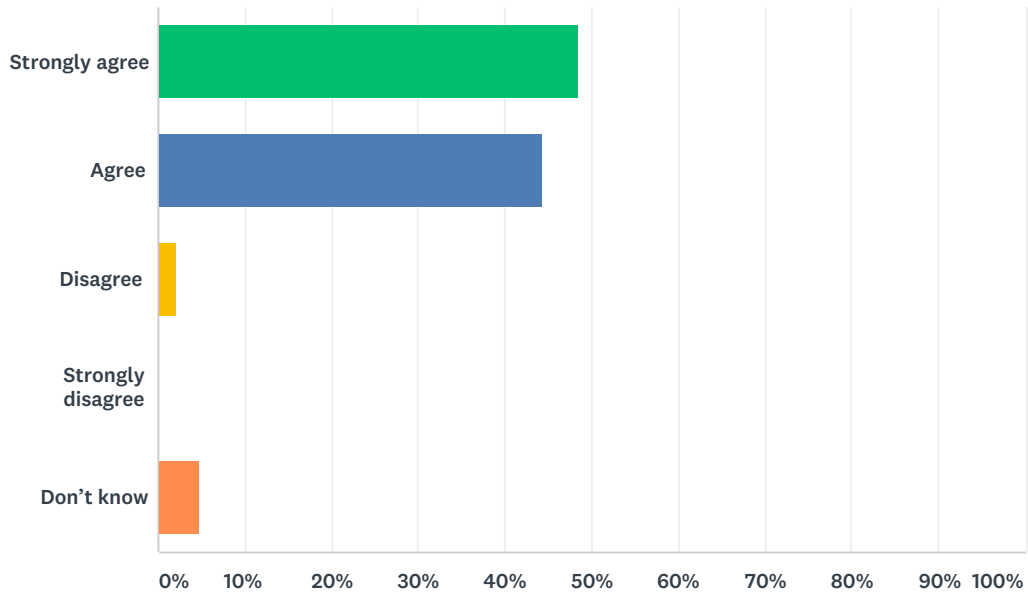
Answered: 144 Skipped: 11



ANSWER CHOICES	RESPONSES	
Strongly agree	27.08%	39
Agree	53.47%	77
Disagree	4.17%	6
Strongly disagree	1.39%	2
Don't know	13.89%	20
TOTAL		144

Q13 The school staff care about my child.

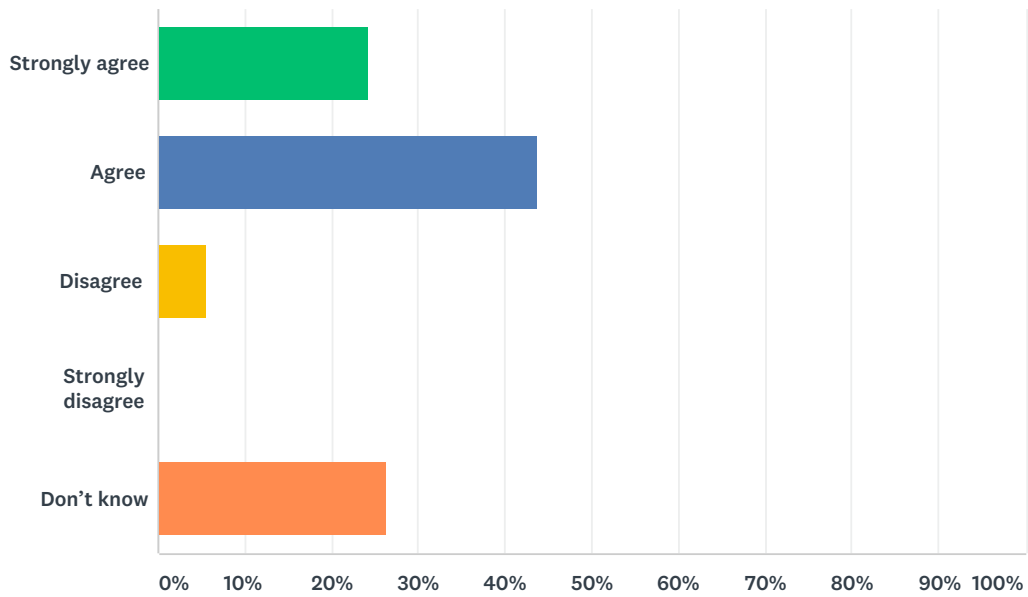
Answered: 144 Skipped: 11



ANSWER CHOICES	RESPONSES	
Strongly agree	48.61%	70
Agree	44.44%	64
Disagree	2.08%	3
Strongly disagree	0.00%	0
Don't know	4.86%	7
TOTAL		144

Q14 Discipline is handled in a fair and reasonable manner in my child's school.

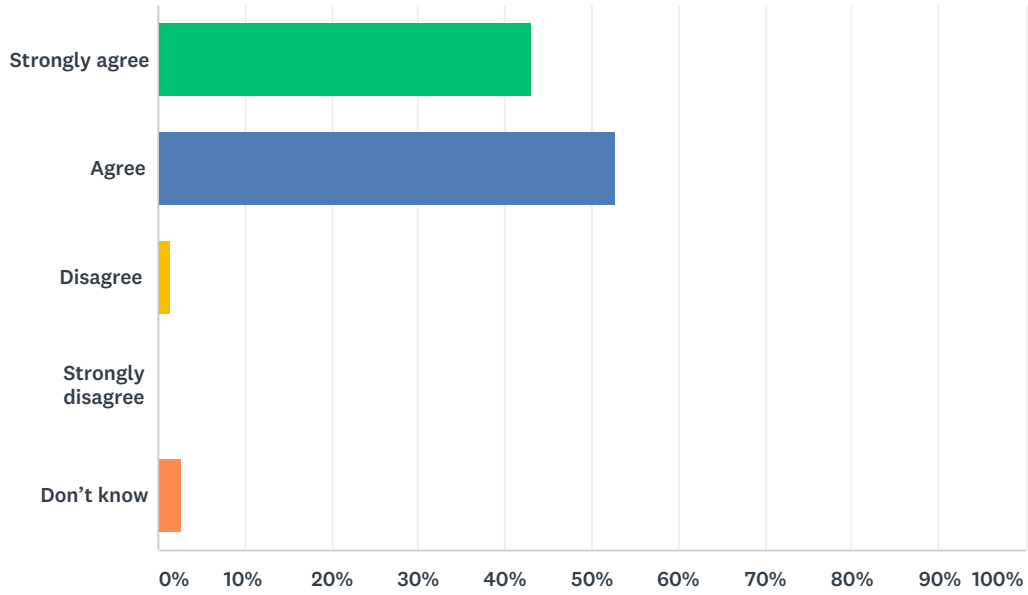
Answered: 144 Skipped: 11



ANSWER CHOICES	RESPONSES	
Strongly agree	24.31%	35
Agree	43.75%	63
Disagree	5.56%	8
Strongly disagree	0.00%	0
Don't know	26.39%	38
TOTAL		144

Q15 My child's school is safe.

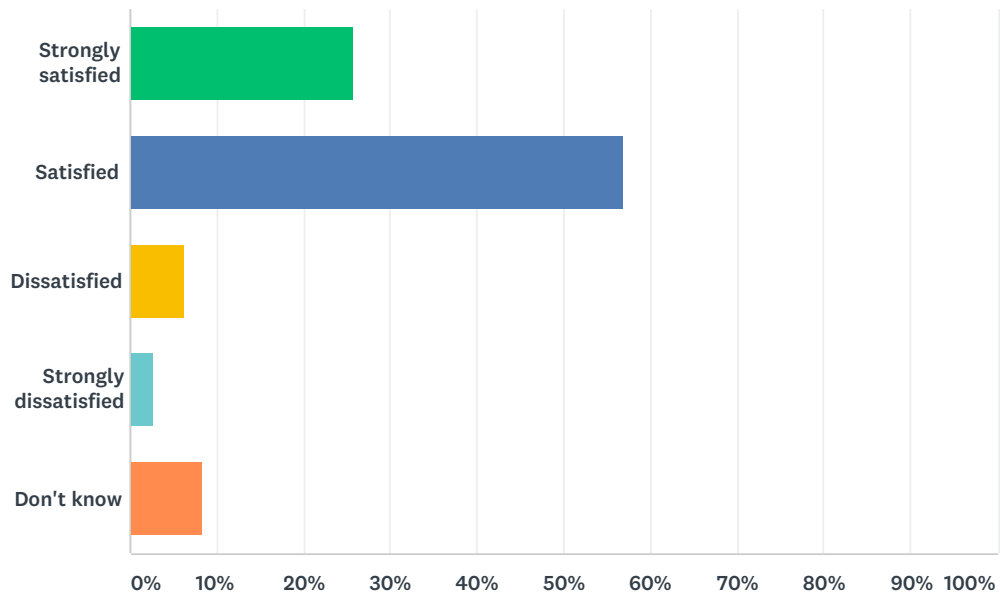
Answered: 144 Skipped: 11



ANSWER CHOICES	RESPONSES	
Strongly agree	43.06%	62
Agree	52.78%	76
Disagree	1.39%	2
Strongly disagree	0.00%	0
Don't know	2.78%	4
TOTAL		144

Q16 How satisfied are you with the resources available to support your child's learning?

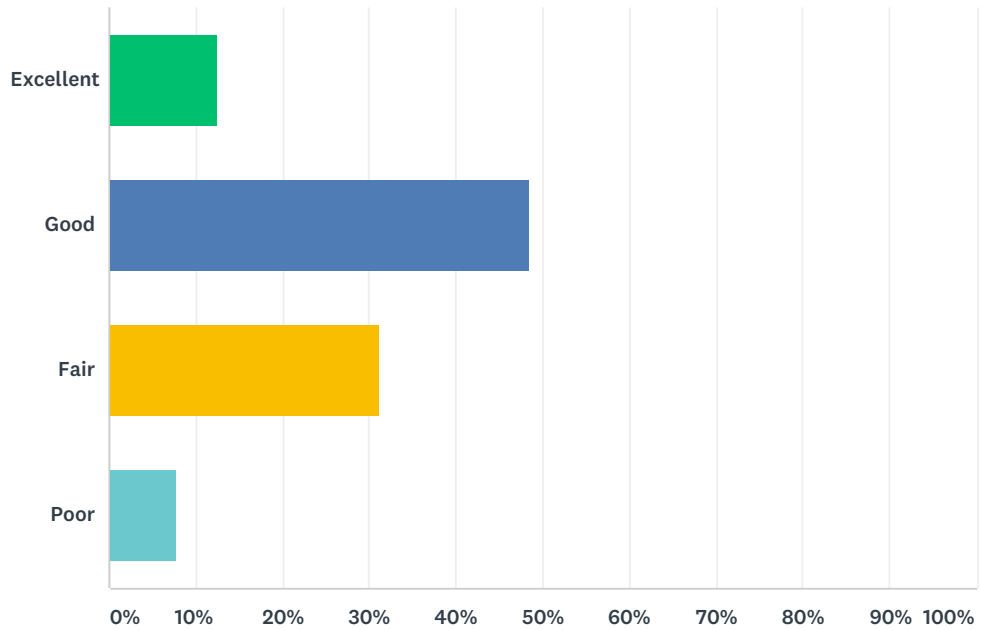
Answered: 144 Skipped: 11



ANSWER CHOICES	RESPONSES	
Strongly satisfied	25.69%	37
Satisfied	56.94%	82
Dissatisfied	6.25%	9
Strongly dissatisfied	2.78%	4
Don't know	8.33%	12
TOTAL		144

Q17 How would you rate the physical condition of your child's school?

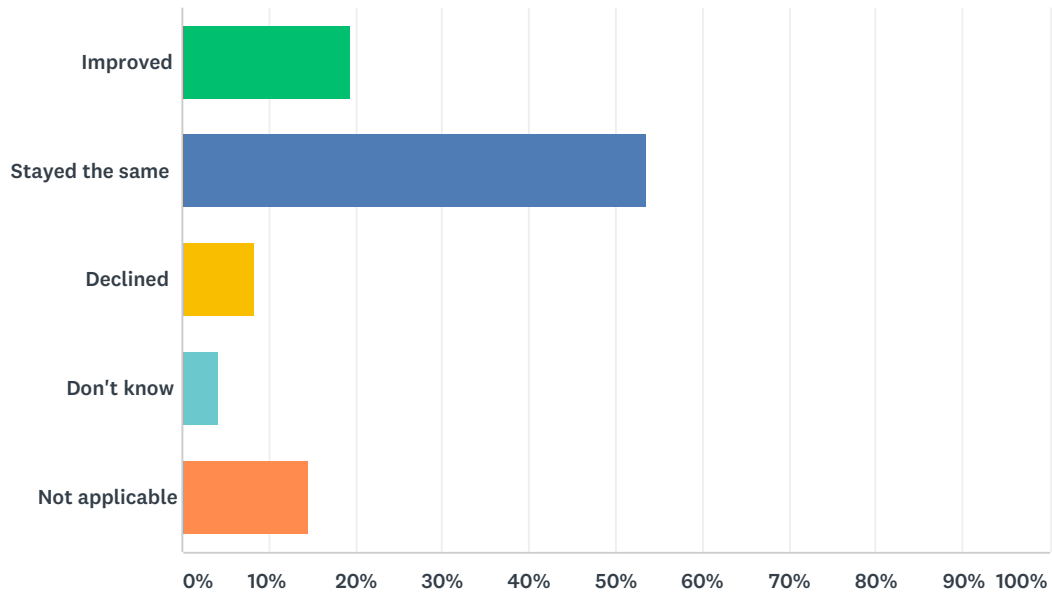
Answered: 144 Skipped: 11



ANSWER CHOICES	RESPONSES	
Excellent	12.50%	18
Good	48.61%	70
Fair	31.25%	45
Poor	7.64%	11
TOTAL		144

Q18 In your opinion, has the quality of education your child has experienced at school improved, stayed the same or declined in the past three years?

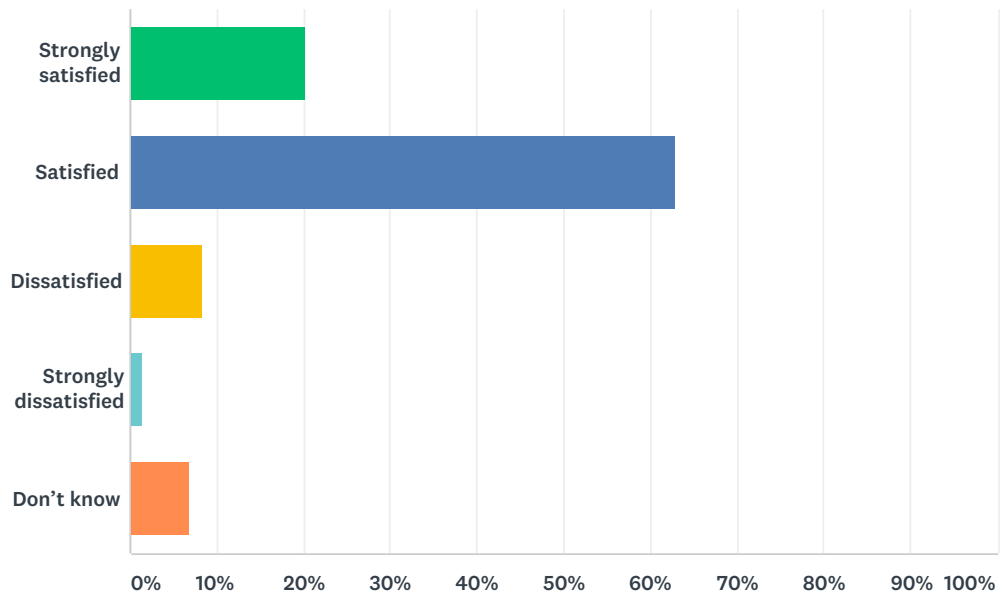
Answered: 144 Skipped: 11



ANSWER CHOICES	RESPONSES	
Improved	19.44%	28
Stayed the same	53.47%	77
Declined	8.33%	12
Don't know	4.17%	6
Not applicable	14.58%	21
TOTAL		144

Q19 How satisfied are you with the opportunity to be involved in decisions at your child's school?

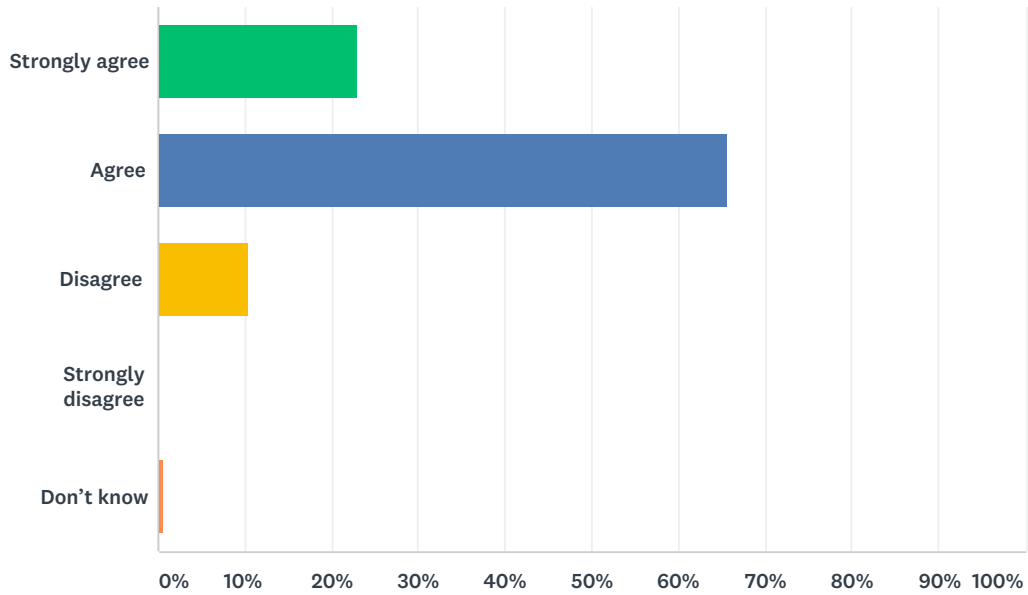
Answered: 143 Skipped: 12



ANSWER CHOICES	RESPONSES	
Strongly satisfied	20.28%	29
Satisfied	62.94%	90
Dissatisfied	8.39%	12
Strongly dissatisfied	1.40%	2
Don't know	6.99%	10
TOTAL		143

Q20 The school keeps me informed about my child's progress and achievement.

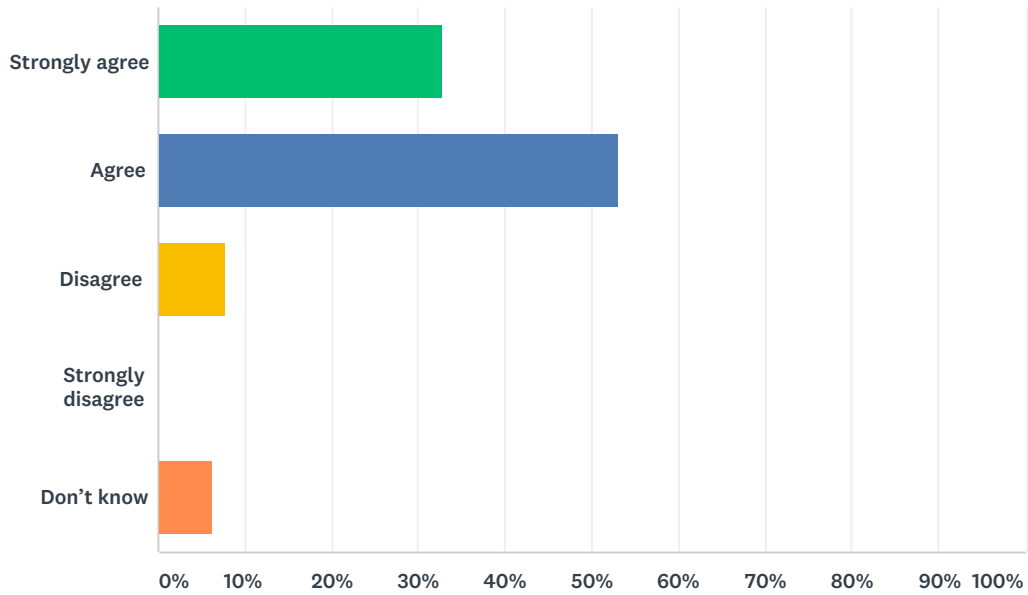
Answered: 143 Skipped: 12



ANSWER CHOICES	RESPONSES	
Strongly agree	23.08%	33
Agree	65.73%	94
Disagree	10.49%	15
Strongly disagree	0.00%	0
Don't know	0.70%	1
TOTAL		143

Q21 There is open and honest communication within my child's school.

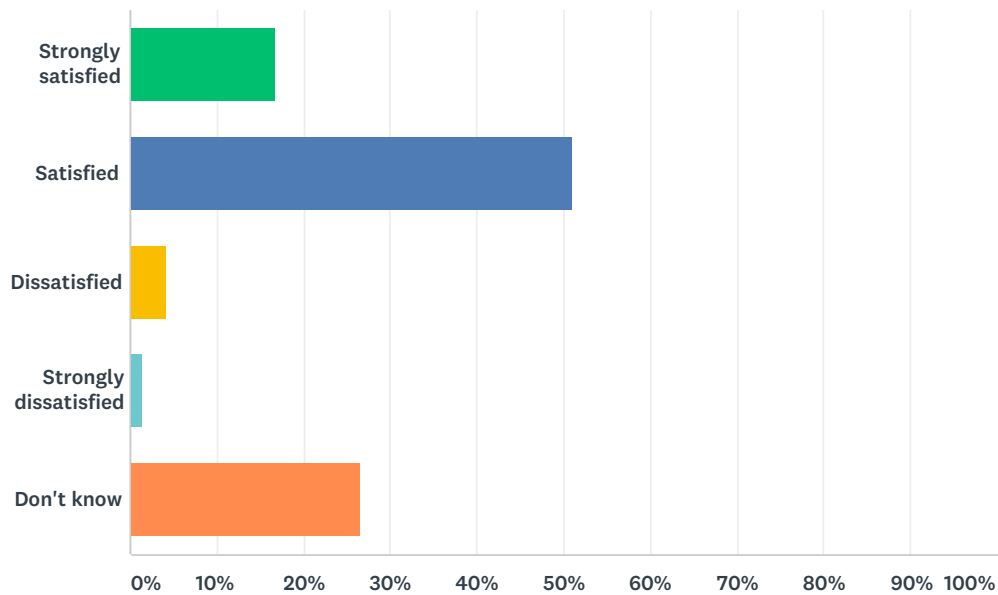
Answered: 143 Skipped: 12



ANSWER CHOICES	RESPONSES	
Strongly agree	32.87%	47
Agree	53.15%	76
Disagree	7.69%	11
Strongly disagree	0.00%	0
Don't know	6.29%	9
TOTAL		143

Q22 How satisfied are you with the community partnerships that may be established at your school? For example: Saffron, KEYS program, Green Certificate, lunch programs, after-school programs, RAP, Tools for School, Scratch Day, Entrepreneurial Adventure, scholarships/grants, etc.

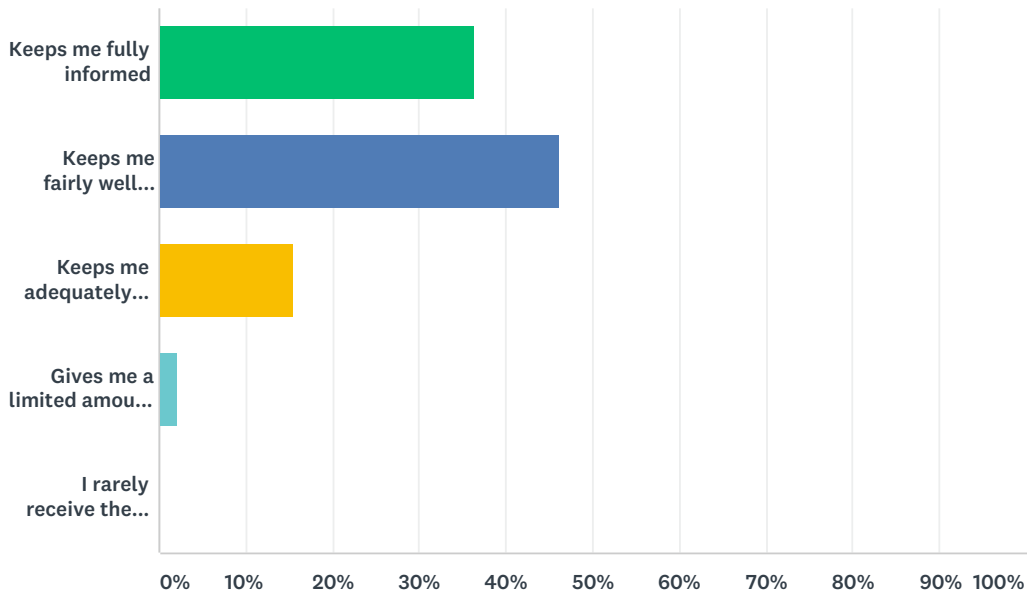
Answered: 143 Skipped: 12



ANSWER CHOICES	RESPONSES	
Strongly satisfied	16.78%	24
Satisfied	51.05%	73
Dissatisfied	4.20%	6
Strongly dissatisfied	1.40%	2
Don't know	26.57%	38
TOTAL		143

Q23 Elk Island Public Schools appreciates the opportunity to stay connected with parents about news, activities, programs and other matters of importance. What is your impression of the communication you receive from your child's school?

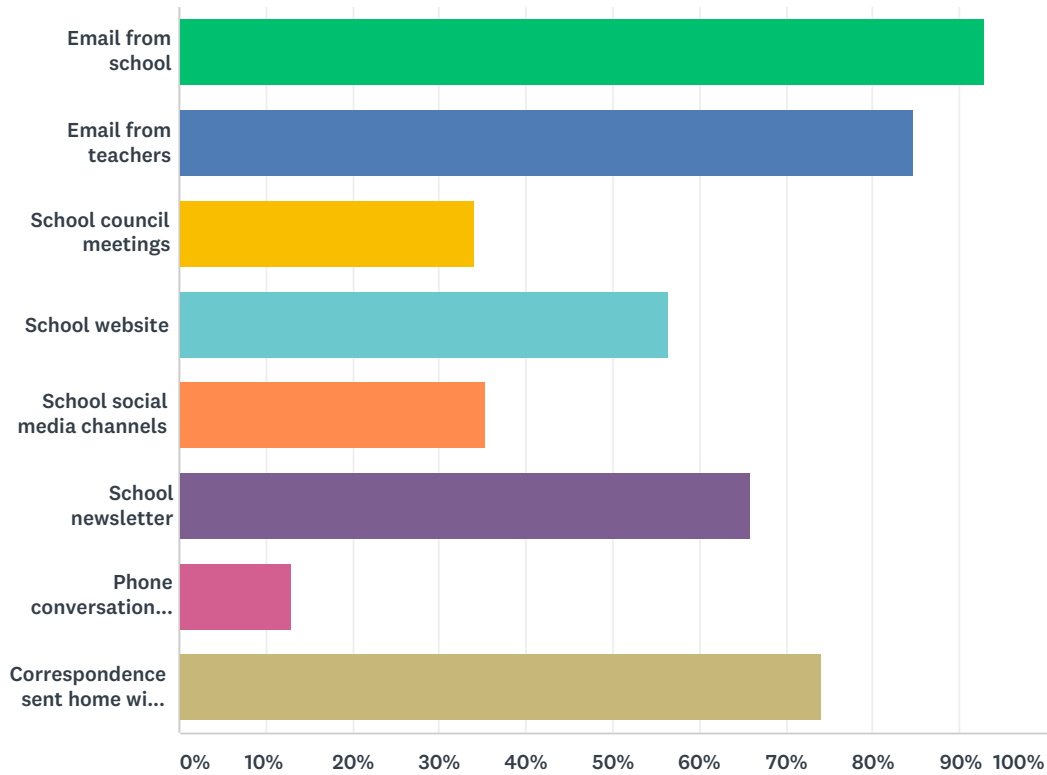
Answered: 143 Skipped: 12



ANSWER CHOICES	RESPONSES	
Keeps me fully informed	36.36%	52
Keeps me fairly well informed	46.15%	66
Keeps me adequately informed	15.38%	22
Gives me a limited amount of information	2.10%	3
I rarely receive the information I need	0.00%	0
TOTAL		143

Q24 Do you regularly make use of the following to keep up to date on school activities, programs, etc.? Check all that apply.

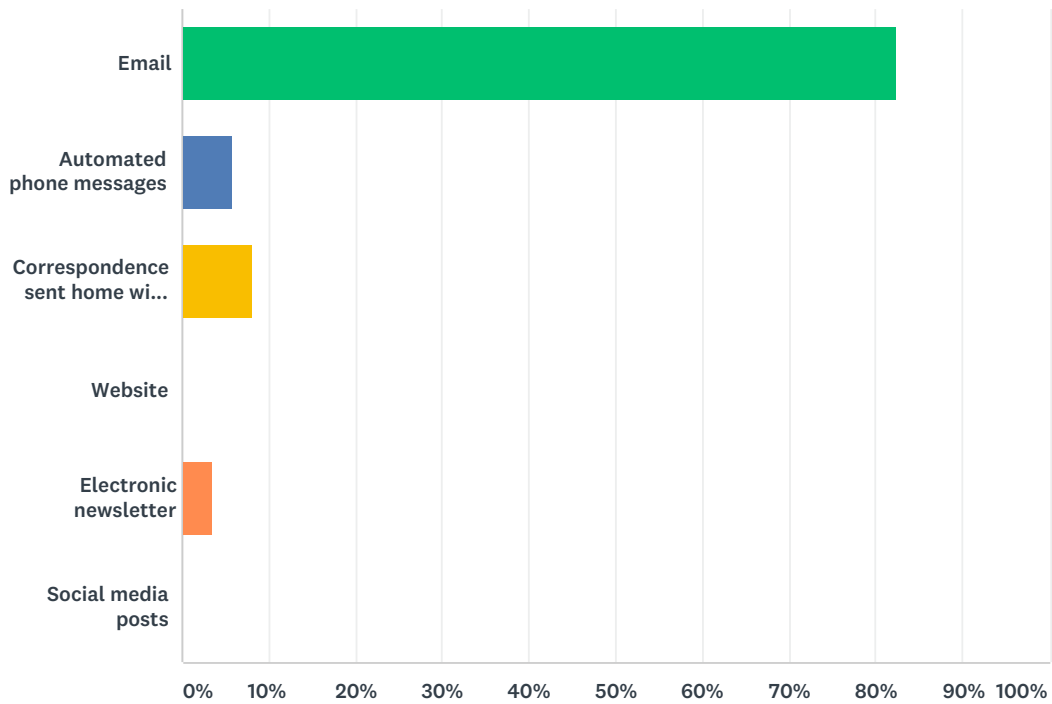
Answered: 85 Skipped: 70



ANSWER CHOICES	RESPONSES	
Email from school	92.94%	79
Email from teachers	84.71%	72
School council meetings	34.12%	29
School website	56.47%	48
School social media channels	35.29%	30
School newsletter	65.88%	56
Phone conversations with school and/or teachers	12.94%	11
Correspondence sent home with your child	74.12%	63
Total Respondents: 85		

Q25 What is your most preferred method of communication from the school and Division?

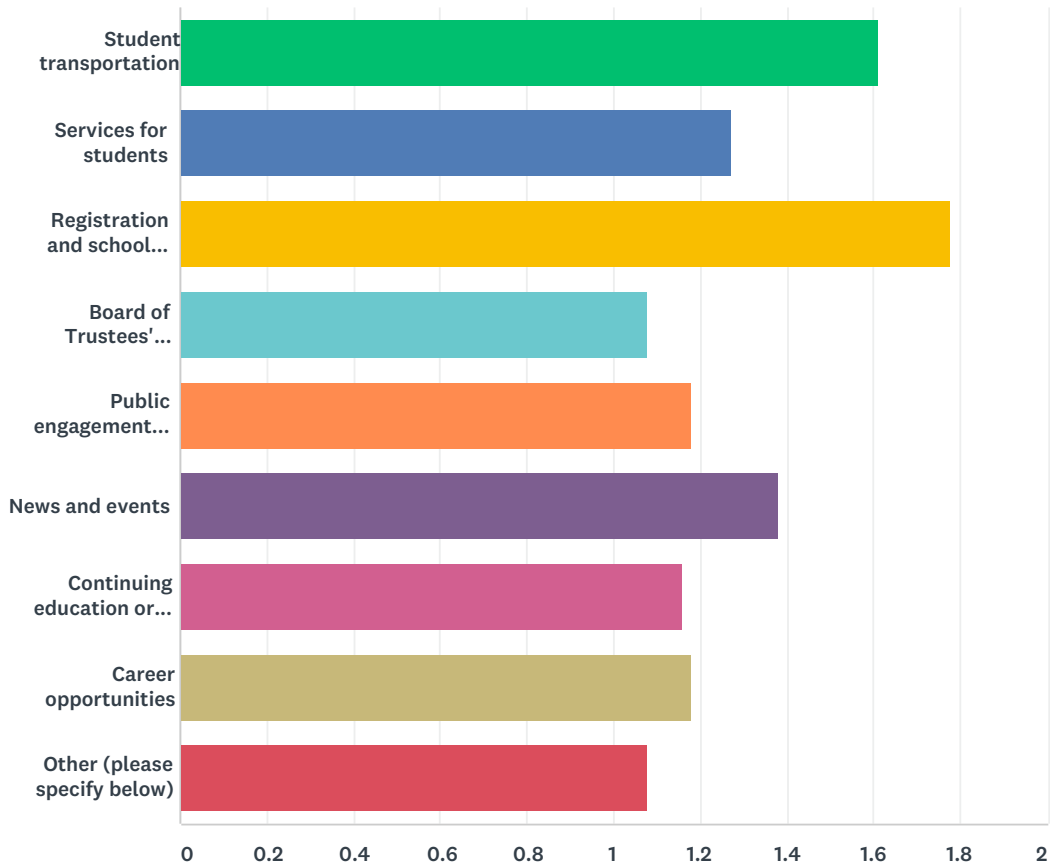
Answered: 85 Skipped: 70



ANSWER CHOICES	RESPONSES	
Email	82.35%	70
Automated phone messages	5.88%	5
Correspondence sent home with your child	8.24%	7
Website	0.00%	0
Electronic newsletter	3.53%	3
Social media posts	0.00%	0
TOTAL		85

Q26 Do you visit the Division website (www.eips.ca) for information on:

Answered: 85 Skipped: 70



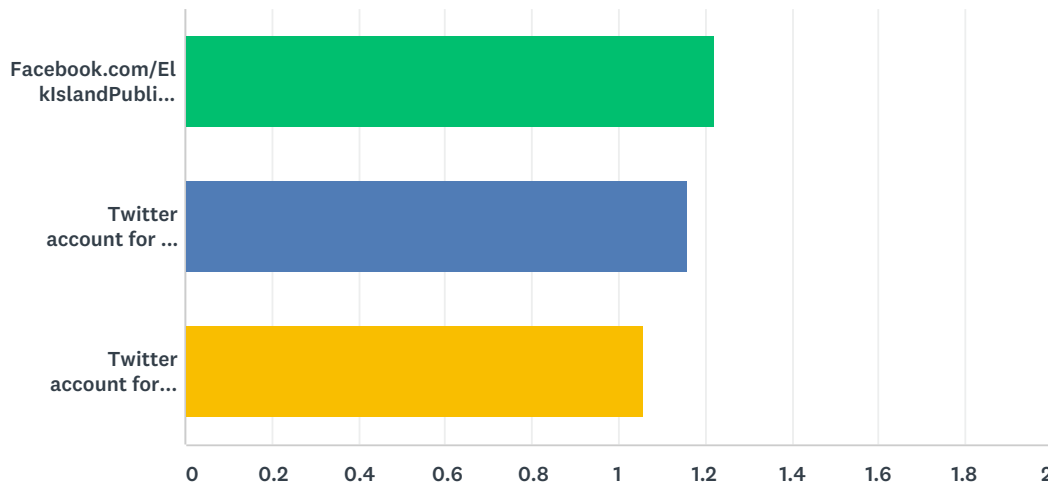
	YES	NO	TOTAL	WEIGHTED AVERAGE
Student transportation	61.18% 52	38.82% 33	85	1.61
Services for students	27.06% 23	72.94% 62	85	1.27
Registration and school boundaries	77.65% 66	22.35% 19	85	1.78
Board of Trustees' meetings	8.24% 7	91.76% 78	85	1.08
Public engagement initiatives	17.65% 15	82.35% 70	85	1.18
News and events	37.65% 32	62.35% 53	85	1.38
Continuing education or summer courses	16.47% 14	83.53% 71	85	1.16
Career opportunities	17.65% 15	82.35% 70	85	1.18
Other (please specify below)	8.24% 7	91.76% 78	85	1.08

EIPS Parent Survey 2017-18

#	OTHER:	DATE
1	Calendar	3/19/2018 5:34 PM
2	COSC	3/19/2018 4:39 PM
3	Calendar	3/7/2018 6:57 PM
4	Calendar	3/7/2018 4:53 PM
5	finding teachers	3/6/2018 9:10 PM
6	Division Calendar	3/5/2018 4:58 PM
7	COSC	3/5/2018 2:48 PM

Q27 Elk Island Public Schools shares news and information on its social media channels. Do you follow:

Answered: 85 Skipped: 70



	YES	NO	TOTAL	WEIGHTED AVERAGE
Facebook.com/ElkIslandPublicSchools	22.35% 19	77.65% 66	85	1.22
Twitter account for the Division (@eips)	16.47% 14	83.53% 71	85	1.16
Twitter account for EIPS Student Transportation (@eipsST)	5.88% 5	94.12% 80	85	1.06