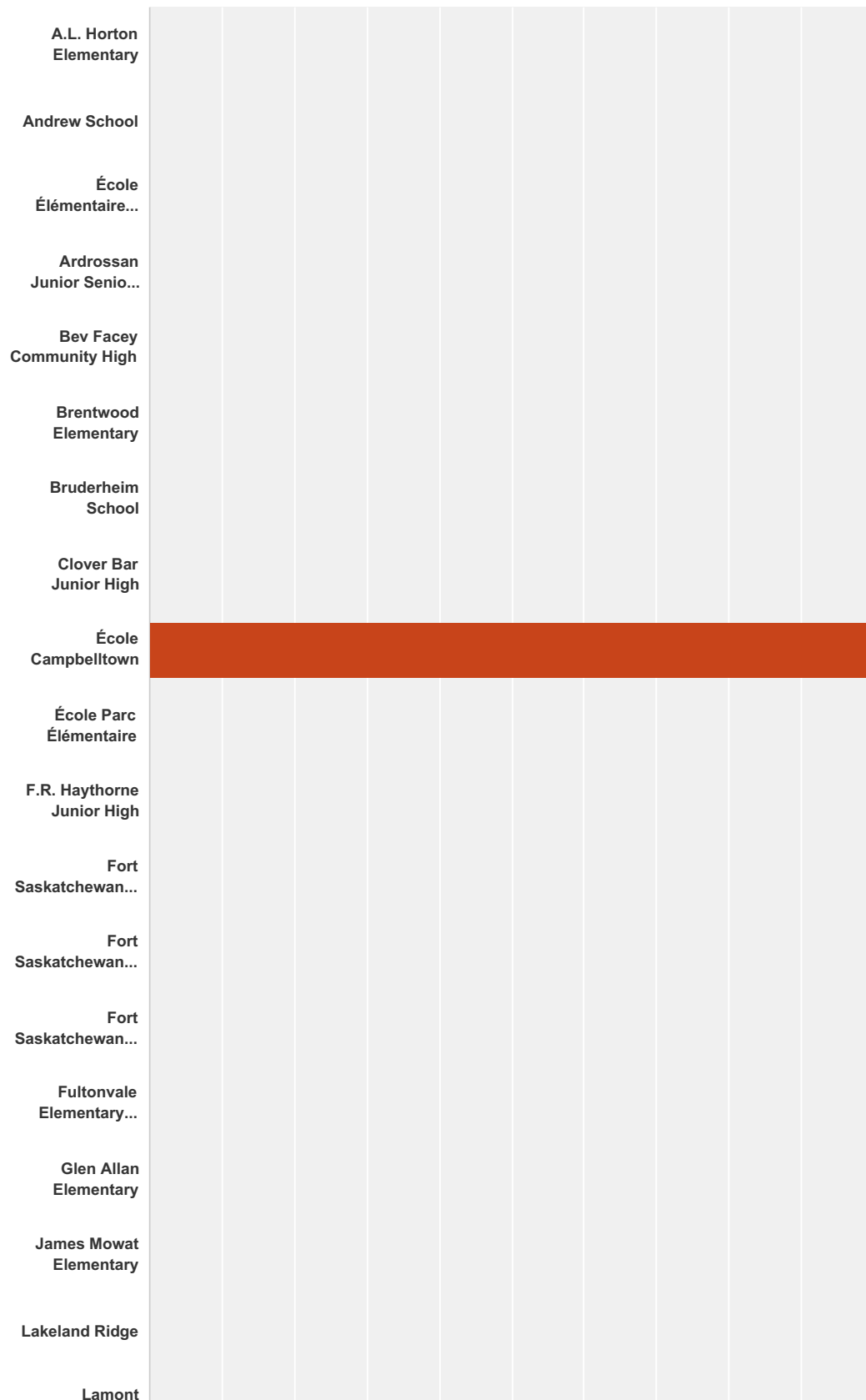


Q1 Please indicate the school your child attends.

Answered: 98 Skipped: 0



EIPS Parent Survey 2016-2017



Answer Choices	Responses
----------------	-----------

EIPS Parent Survey 2016-2017

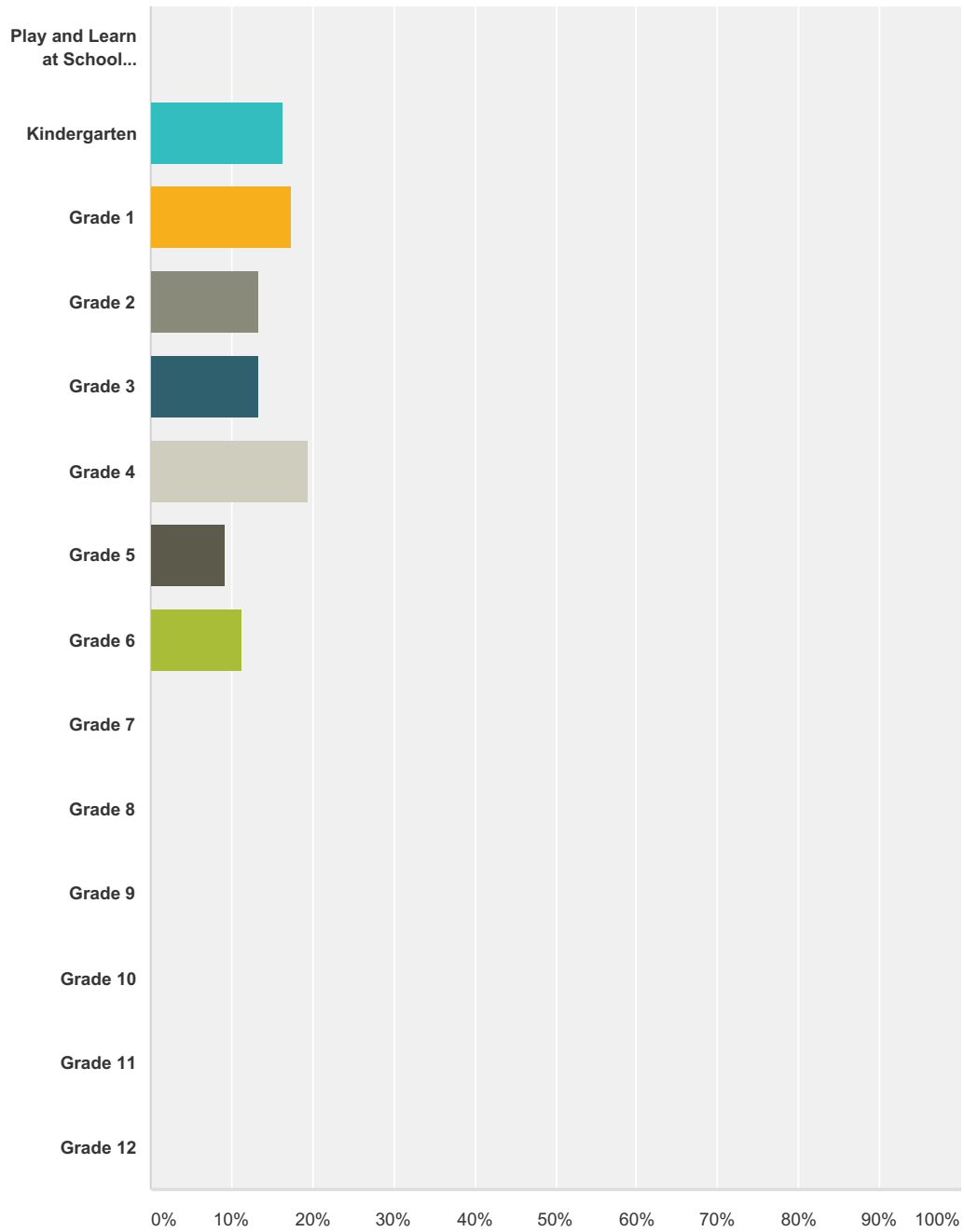
A.L. Horton Elementary	0.00%	0
Andrew School	0.00%	0
École Élémentaire Ardrossan Elementary	0.00%	0
Ardrossan Junior Senior High	0.00%	0
Bev Facey Community High	0.00%	0
Brentwood Elementary	0.00%	0
Bruderheim School	0.00%	0
Clover Bar Junior High	0.00%	0
École Campbelltown	100.00%	98
École Parc Élémentaire	0.00%	0
F.R. Haythorne Junior High	0.00%	0
Fort Saskatchewan Christian	0.00%	0
Fort Saskatchewan Elementary	0.00%	0
Fort Saskatchewan Senior High	0.00%	0
Fultonvale Elementary Junior High	0.00%	0
Glen Allan Elementary	0.00%	0
James Mowat Elementary	0.00%	0
Lakeland Ridge	0.00%	0
Lamont Elementary	0.00%	0
Lamont High	0.00%	0
Mills Haven Elementary	0.00%	0
Ministik School	0.00%	0
Mundare School	0.00%	0
Next Step/Outreach	0.00%	0
Pine Street Elementary	0.00%	0
Rudolph Hennig Junior High	0.00%	0
Salisbury Composite High	0.00%	0
Sherwood Heights Junior High	0.00%	0
Strathcona Christian Academy Elementary	0.00%	0
Strathcona Christian Academy Secondary	0.00%	0
Uncas Elementary	0.00%	0
Vegreville Composite High	0.00%	0
Wes Hosford Elementary	0.00%	0
Westboro Elementary	0.00%	0

EIPS Parent Survey 2016-2017

Win Ferguson Elementary	0.00%	0
Woodbridge Farms Elementary	0.00%	0
Wye Elementary	0.00%	0
Total		98

Q2 Please indicate your child's grade.

Answered: 98 Skipped: 0



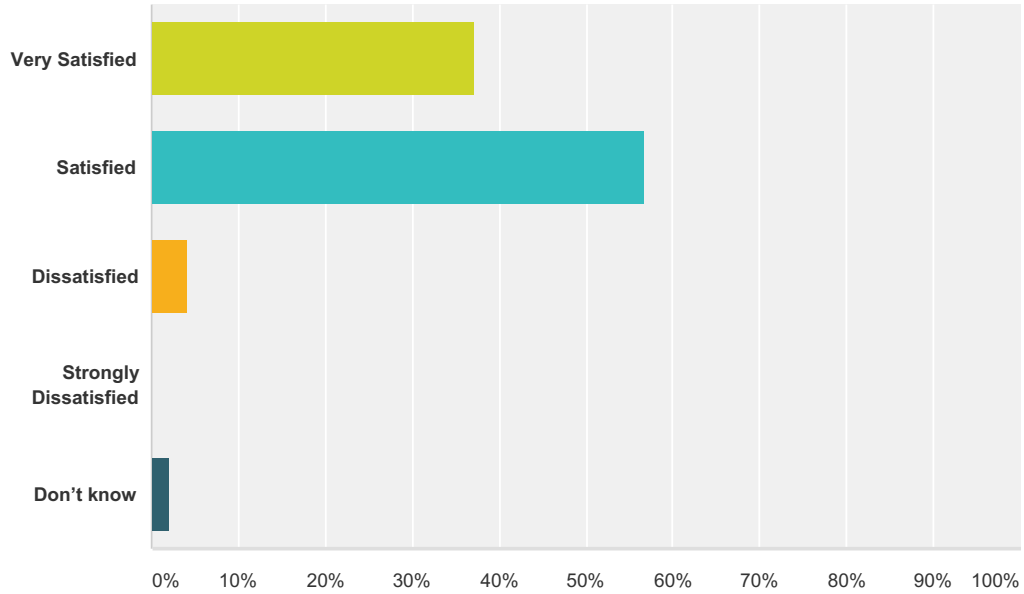
Answer Choices	Responses
Play and Learn at School (PALS)	0.00% 0
Kindergarten	16.33% 16
Grade 1	17.35% 17
Grade 2	13.27% 13
Grade 3	13.27% 13

EIPS Parent Survey 2016-2017

Grade 4	19.39%	19
Grade 5	9.18%	9
Grade 6	11.22%	11
Grade 7	0.00%	0
Grade 8	0.00%	0
Grade 9	0.00%	0
Grade 10	0.00%	0
Grade 11	0.00%	0
Grade 12	0.00%	0
Total		98

Q3 How satisfied are you with the quality of education that your child is receiving at his/her school?

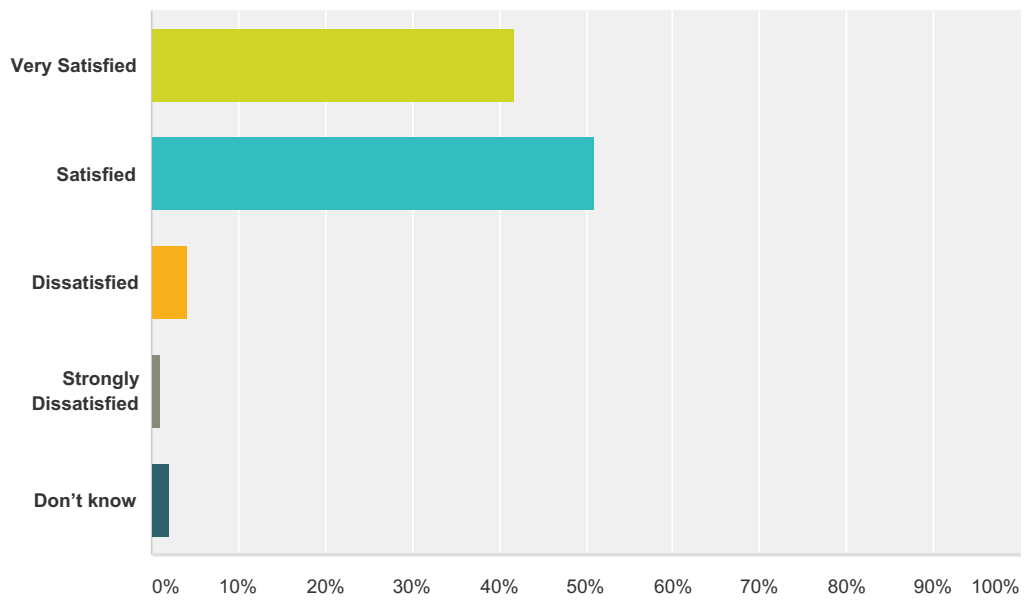
Answered: 97 Skipped: 1



Answer Choices	Responses	
Very Satisfied	37.11%	36
Satisfied	56.70%	55
Dissatisfied	4.12%	4
Strongly Dissatisfied	0.00%	0
Don't know	2.06%	2
Total		97

Q4 How satisfied are you with the quality of teaching at your child's school?

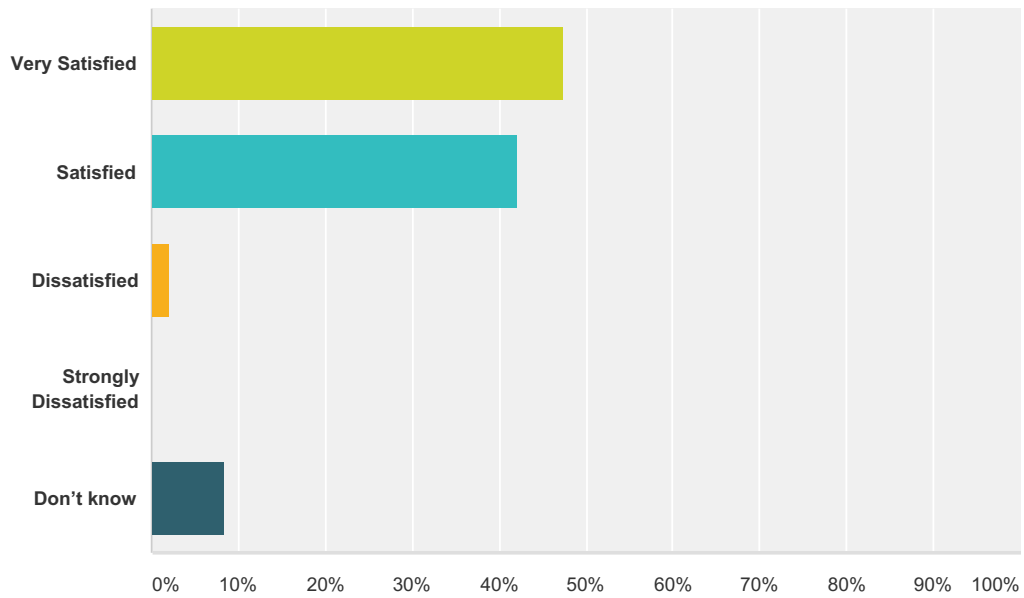
Answered: 96 Skipped: 2



Answer Choices	Responses	Count
Very Satisfied	41.67%	40
Satisfied	51.04%	49
Dissatisfied	4.17%	4
Strongly Dissatisfied	1.04%	1
Don't know	2.08%	2
Total		96

Q5 How satisfied are you with the leadership in your child's school?

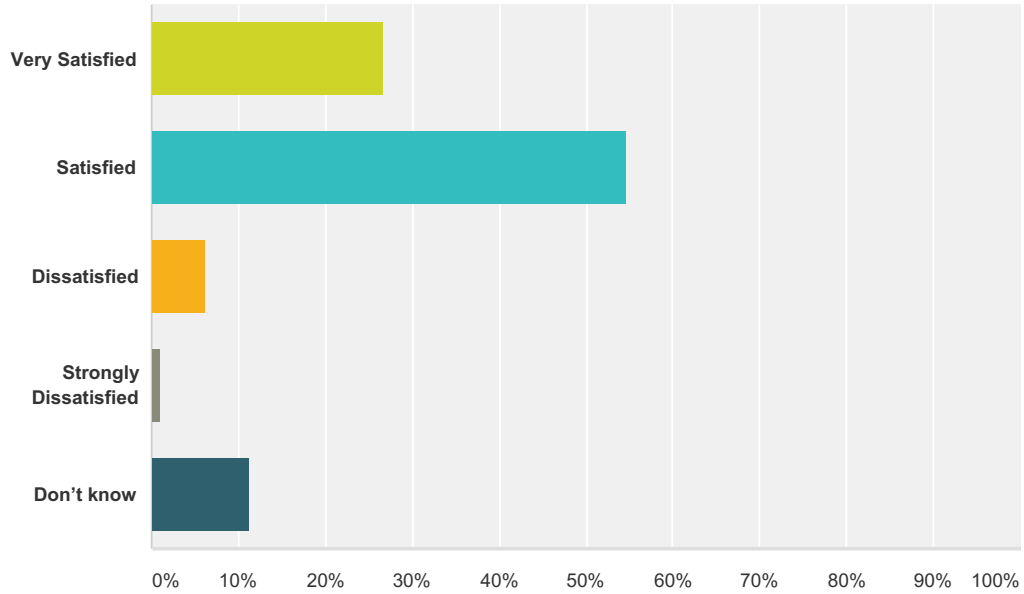
Answered: 97 Skipped: 1



Answer Choices	Responses	Count
Very Satisfied	47.42%	46
Satisfied	42.27%	41
Dissatisfied	2.06%	2
Strongly Dissatisfied	0.00%	0
Don't know	8.25%	8
Total		97

Q6 How satisfied are you with the opportunity to be involved in decisions at your child's school?

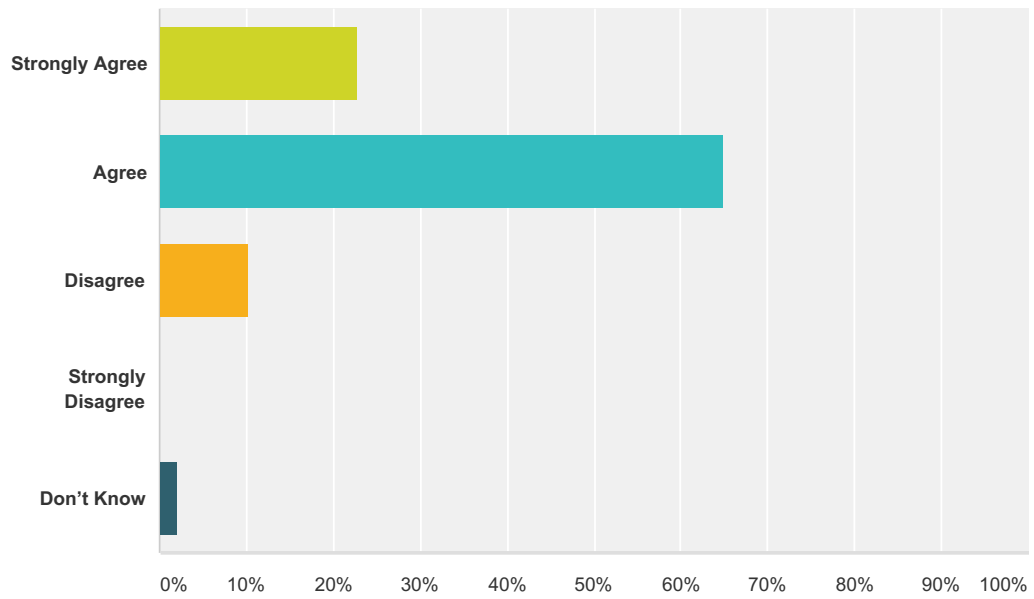
Answered: 97 Skipped: 1



Answer Choices	Responses	
Very Satisfied	26.80%	26
Satisfied	54.64%	53
Dissatisfied	6.19%	6
Strongly Dissatisfied	1.03%	1
Don't know	11.34%	11
Total		97

Q7 My child's individual needs are met.

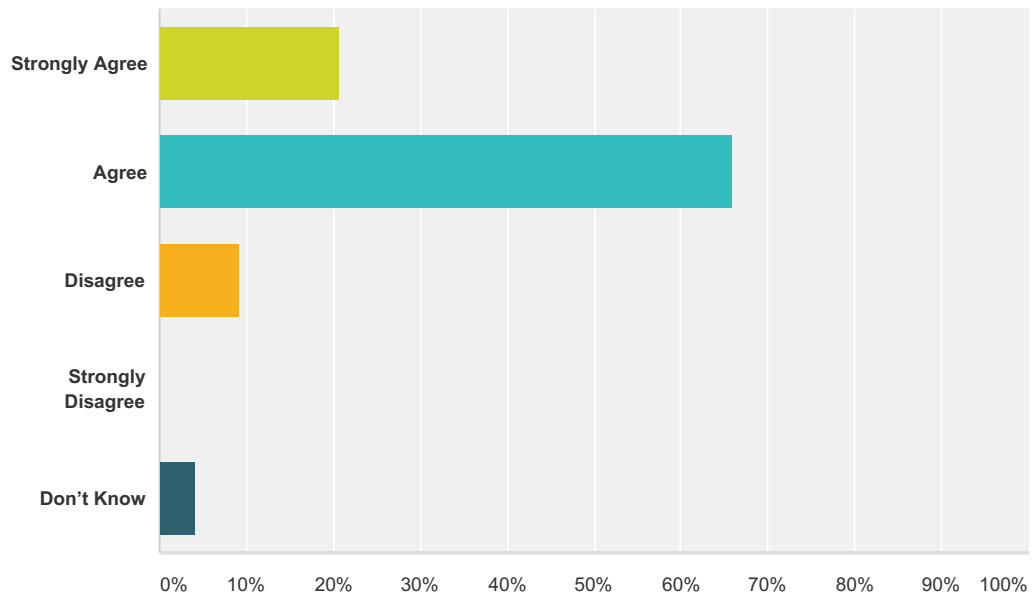
Answered: 97 Skipped: 1



Answer Choices	Responses	
Strongly Agree	22.68%	22
Agree	64.95%	63
Disagree	10.31%	10
Strongly Disagree	0.00%	0
Don't Know	2.06%	2
Total		97

Q8 The school keeps me informed about my child's progress and achievement.

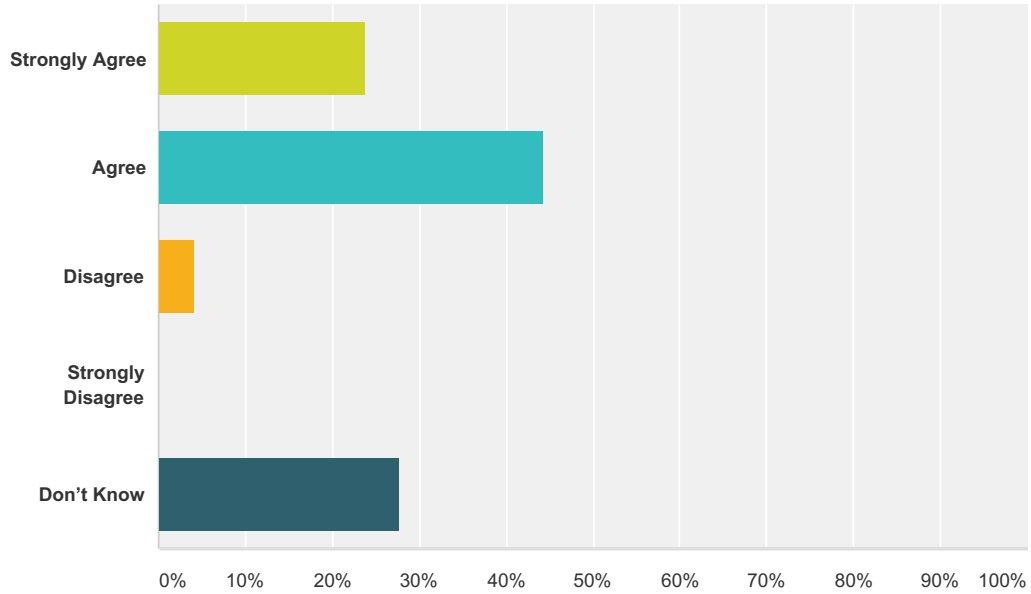
Answered: 97 Skipped: 1



Answer Choices	Responses	Count
Strongly Agree	20.62%	20
Agree	65.98%	64
Disagree	9.28%	9
Strongly Disagree	0.00%	0
Don't Know	4.12%	4
Total		97

Q9 The rights and responsibilities of citizenship are reinforced in my child's school.

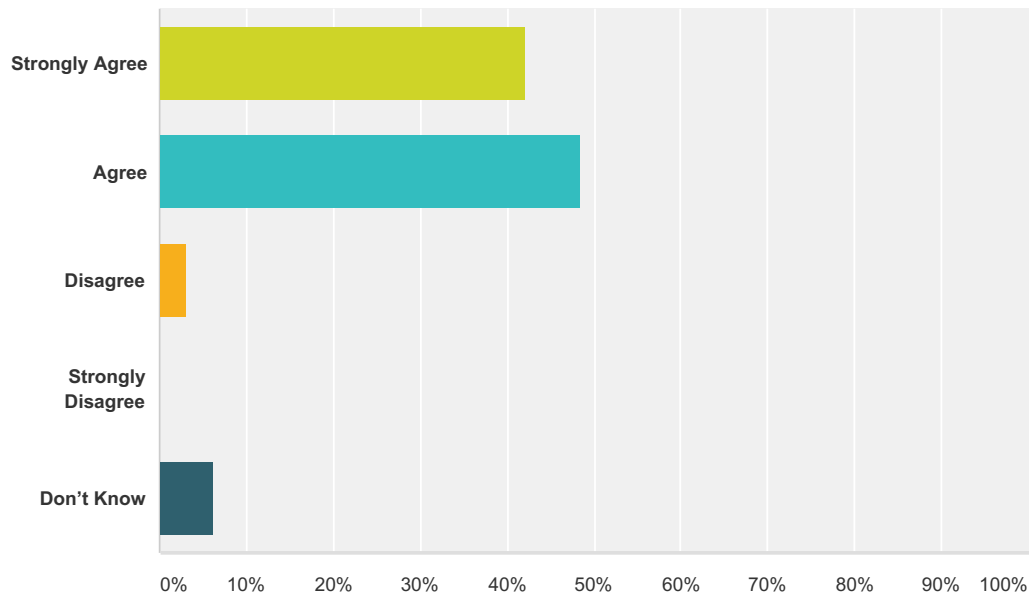
Answered: 97 Skipped: 1



Answer Choices	Responses	
Strongly Agree	23.71%	23
Agree	44.33%	43
Disagree	4.12%	4
Strongly Disagree	0.00%	0
Don't Know	27.84%	27
Total		97

Q10 The school staff care about my child.

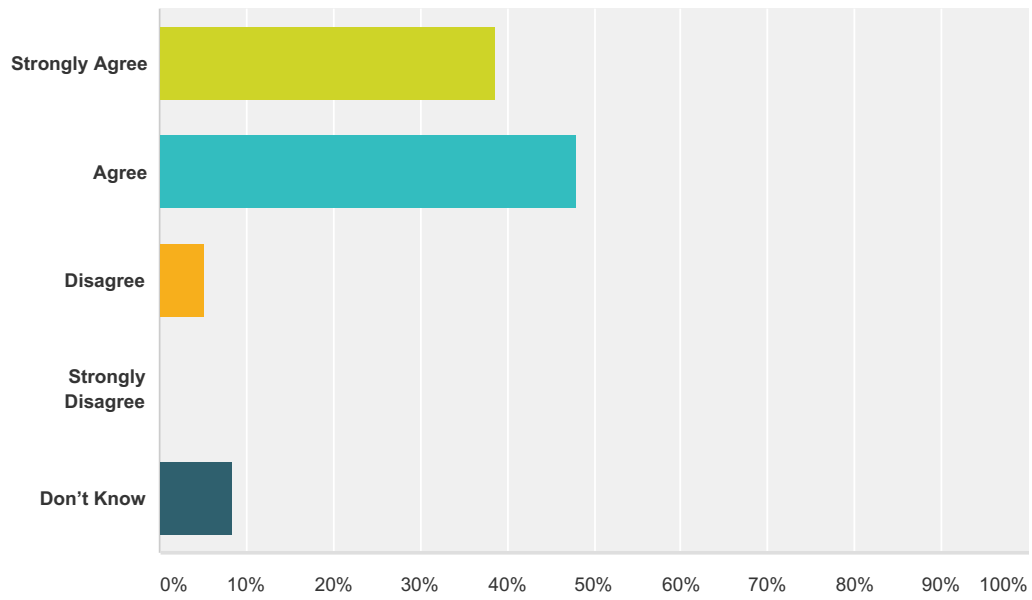
Answered: 97 Skipped: 1



Answer Choices	Responses	
Strongly Agree	42.27%	41
Agree	48.45%	47
Disagree	3.09%	3
Strongly Disagree	0.00%	0
Don't Know	6.19%	6
Total		97

Q11 My child is encouraged at school to do his or her best.

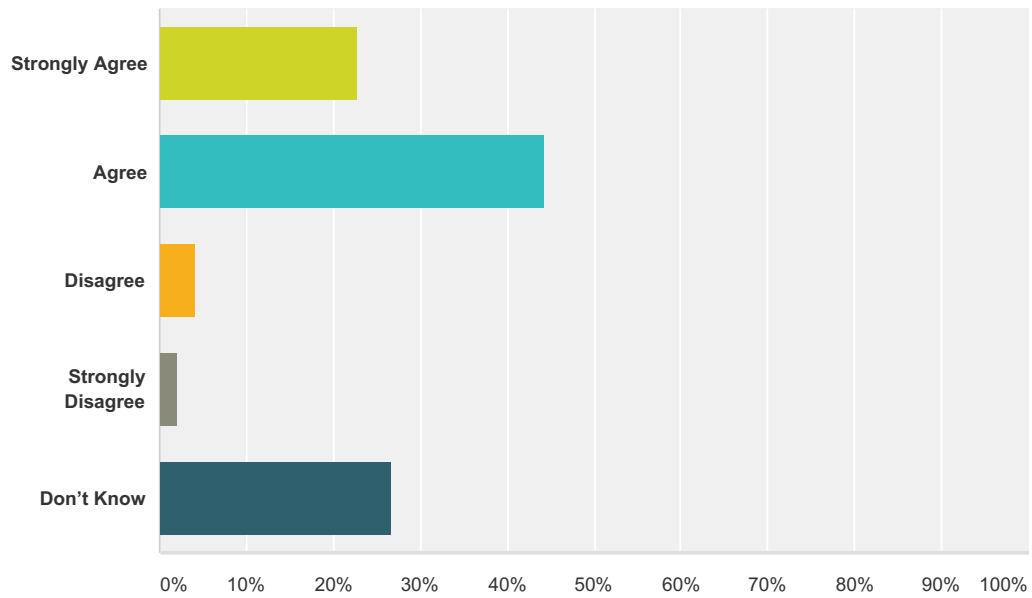
Answered: 96 Skipped: 2



Answer Choices	Responses	
Strongly Agree	38.54%	37
Agree	47.92%	46
Disagree	5.21%	5
Strongly Disagree	0.00%	0
Don't Know	8.33%	8
Total		96

Q12 Discipline is handled in a fair and reasonable manner in my child's school.

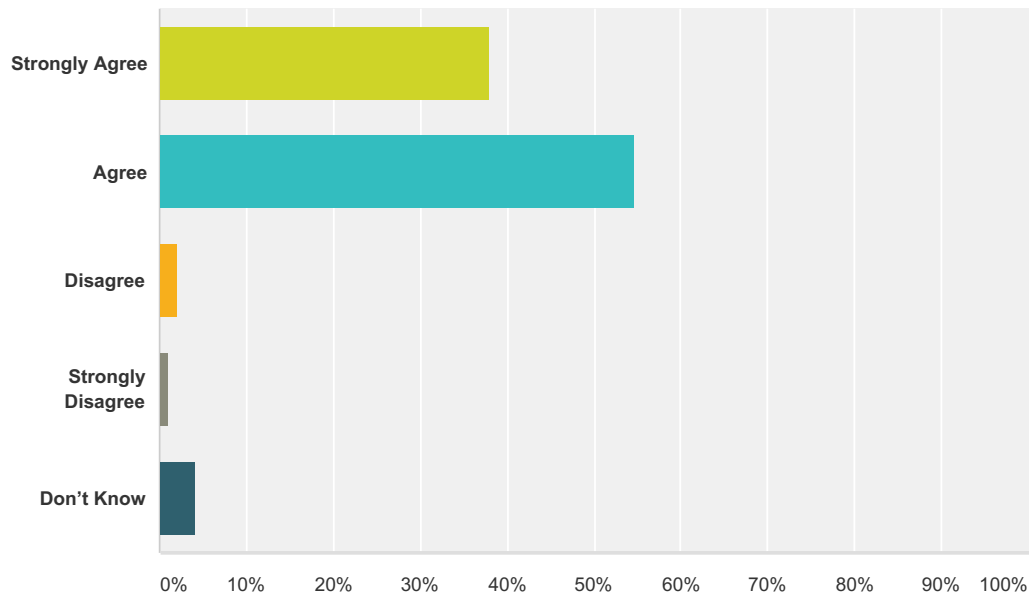
Answered: 97 Skipped: 1



Answer Choices	Responses	Count
Strongly Agree	22.68%	22
Agree	44.33%	43
Disagree	4.12%	4
Strongly Disagree	2.06%	2
Don't Know	26.80%	26
Total		97

Q13 My child's school is safe.

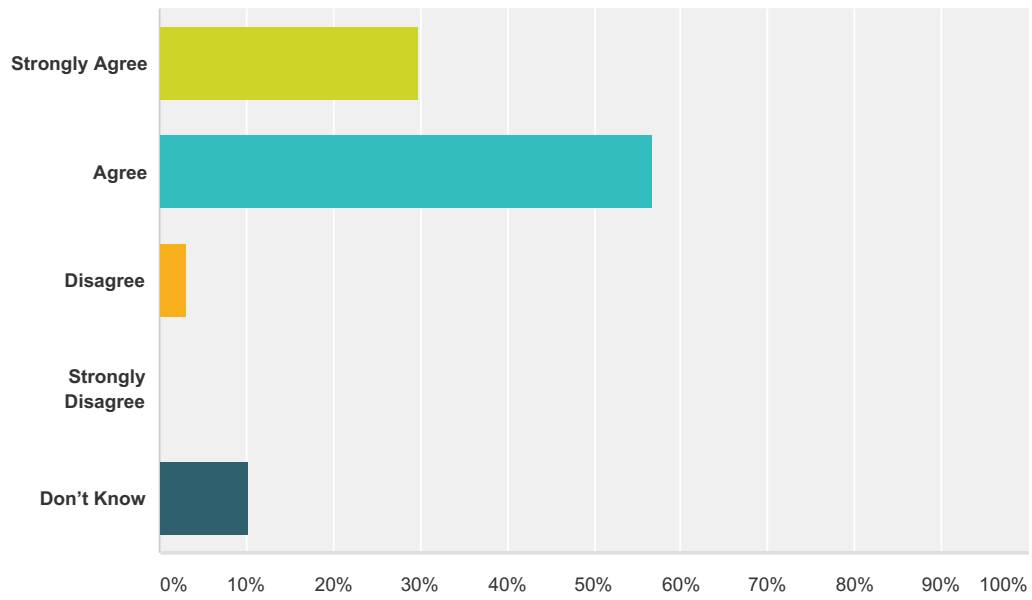
Answered: 95 Skipped: 3



Answer Choices	Responses	
Strongly Agree	37.89%	36
Agree	54.74%	52
Disagree	2.11%	2
Strongly Disagree	1.05%	1
Don't Know	4.21%	4
Total		95

Q14 There is open and honest communication within my child's school.

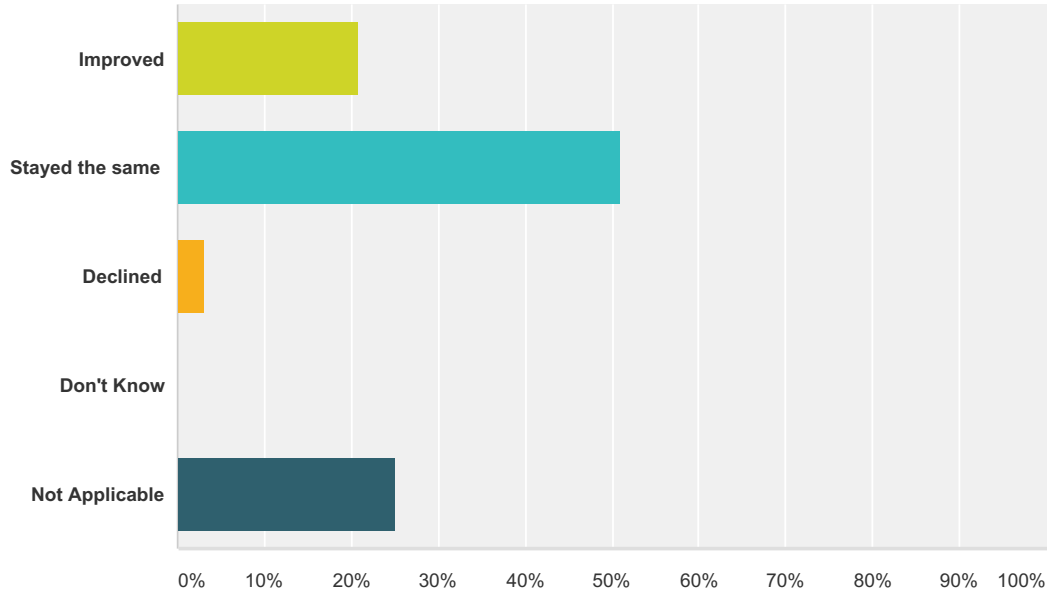
Answered: 97 Skipped: 1



Answer Choices	Responses	Count
Strongly Agree	29.90%	29
Agree	56.70%	55
Disagree	3.09%	3
Strongly Disagree	0.00%	0
Don't Know	10.31%	10
Total		97

Q15 In your opinion, has the quality of education that your child experienced at school improved, stayed the same, or declined in the past three years?

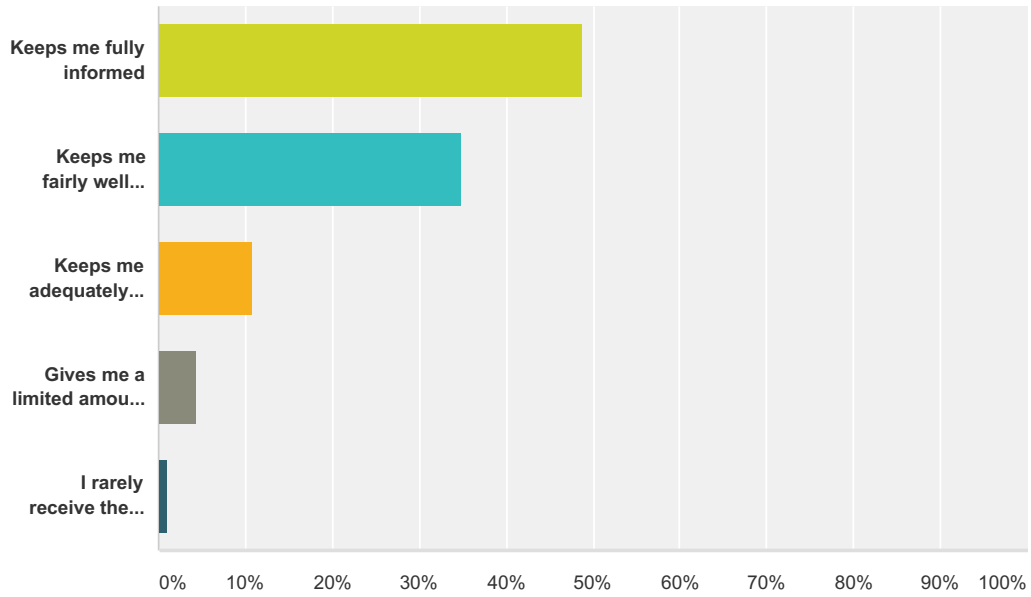
Answered: 96 Skipped: 2



Answer Choices	Responses	Count
Improved	20.83%	20
Stayed the same	51.04%	49
Declined	3.13%	3
Don't Know	0.00%	0
Not Applicable	25.00%	24
Total		96

Q16 Elk Island Public Schools appreciates the opportunity to stay connected with parents about news, activities, programs and other matters of importance. What is your impression of the communications you receive from your school?

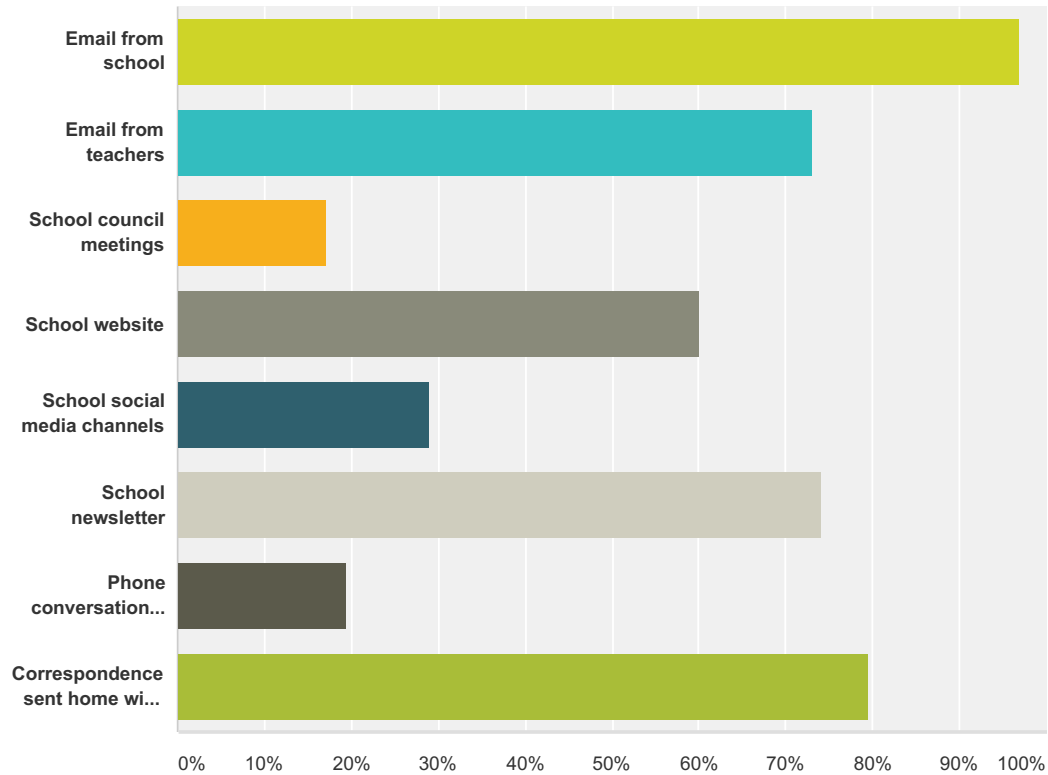
Answered: 92 Skipped: 6



Answer Choices	Responses
Keeps me fully informed	48.91% 45
Keeps me fairly well informed	34.78% 32
Keeps me adequately informed	10.87% 10
Gives me a limited amount of information	4.35% 4
I rarely receive the information I need	1.09% 1
Total	92

Q17 Do you regularly make use of the following to keep up to date on school activities, programs, etc.? Check all that apply.

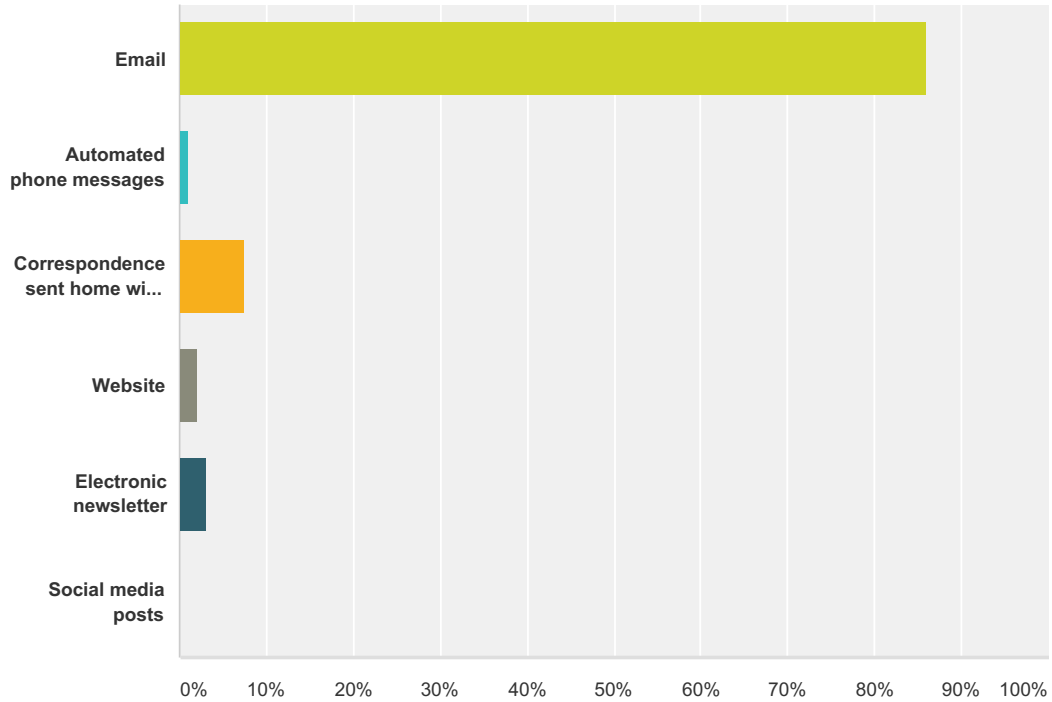
Answered: 93 Skipped: 5



Answer Choices	Responses
Email from school	96.77% 90
Email from teachers	73.12% 68
School council meetings	17.20% 16
School website	60.22% 56
School social media channels	29.03% 27
School newsletter	74.19% 69
Phone conversations with school and/or teachers	19.35% 18
Correspondence sent home with your child	79.57% 74
Total Respondents: 93	

Q18 What is your most preferred method of communications from the school and Division?

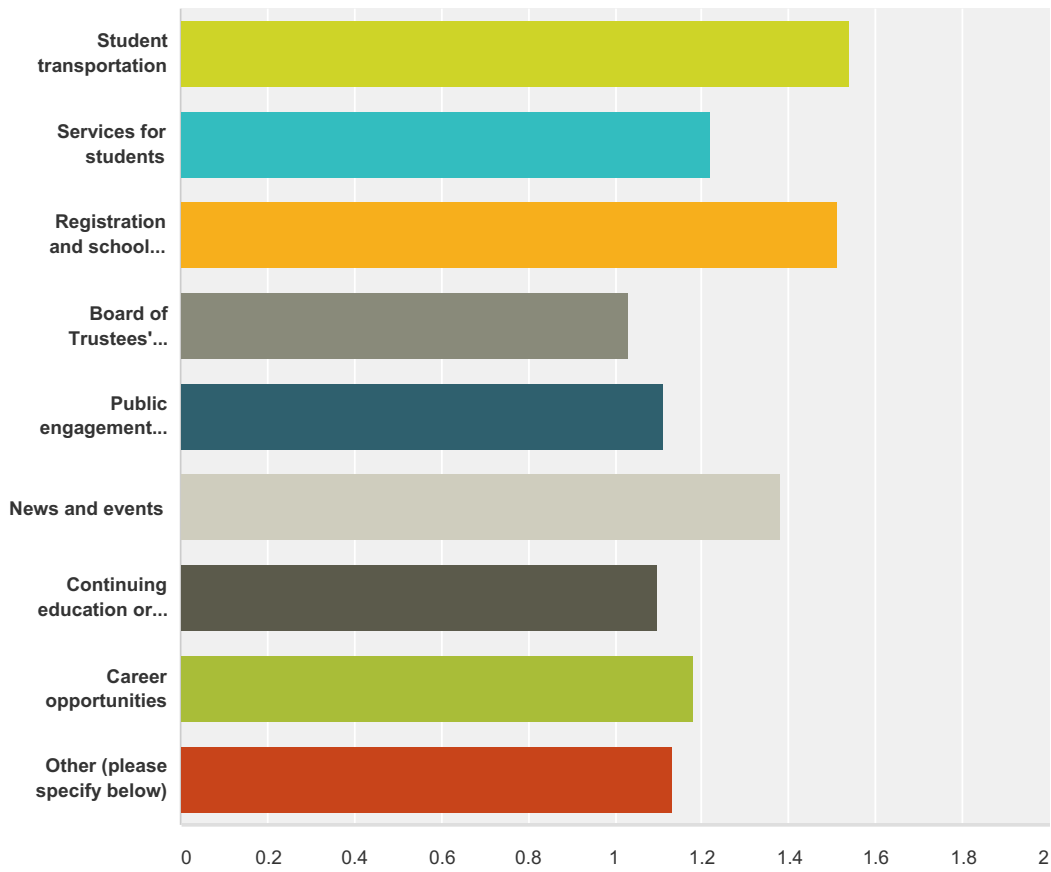
Answered: 93 Skipped: 5



Answer Choices	Responses	
Email	86.02%	80
Automated phone messages	1.08%	1
Correspondence sent home with your child	7.53%	7
Website	2.15%	2
Electronic newsletter	3.23%	3
Social media posts	0.00%	0
Total		93

Q19 Do you visit the Division website (www.eips.ca) for information on:

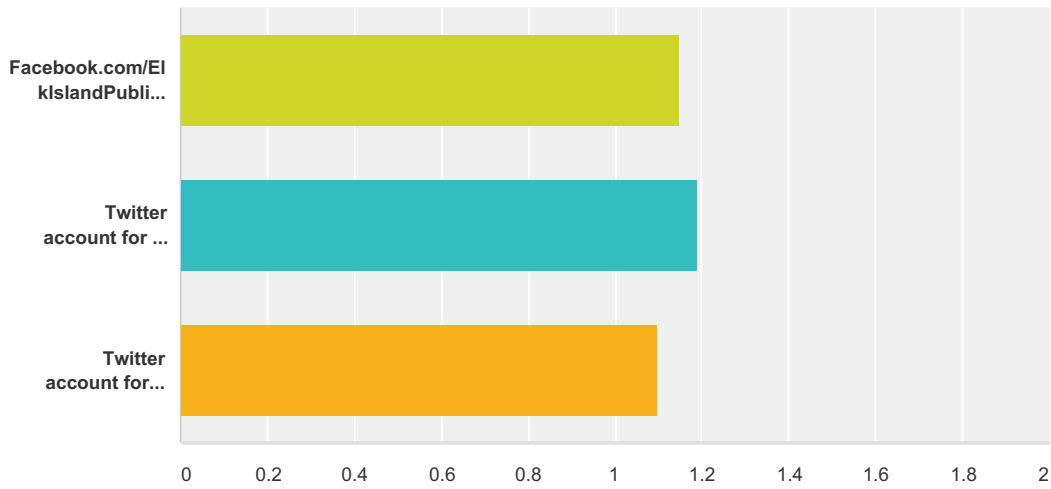
Answered: 92 Skipped: 6



	Yes	No	Total	Weighted Average
Student transportation	53.85% 49	46.15% 42	91	1.54
Services for students	22.22% 20	77.78% 70	90	1.22
Registration and school boundaries	51.11% 46	48.89% 44	90	1.51
Board of Trustees' meetings	3.37% 3	96.63% 86	89	1.03
Public engagement initiatives	11.24% 10	88.76% 79	89	1.11
News and events	38.20% 34	61.80% 55	89	1.38
Continuing education or summer courses	10.11% 9	89.89% 80	89	1.10
Career opportunities	17.98% 16	82.02% 73	89	1.18
Other (please specify below)	12.86% 9	87.14% 61	70	1.13

Q20 Elk Island Public Schools shares news and information on its social media channels. Do you follow:

Answered: 92 Skipped: 6



	Yes	No	Total	Weighted Average
Facebook.com/ElkIslandPublicSchools	15.22% 14	84.78% 78	92	1.15
Twitter account for the Division (@eips)	18.68% 17	81.32% 74	91	1.19
Twitter account for EIPS Student Transportation (@eipsST)	9.89% 9	90.11% 82	91	1.10